



# INSIDE

MADE IN GERMANY

**BÜSCHE**

BÜSCHE  
**150**  
*years*  
\* — Anniversary — \*


It is with pride and gratitude that I look back on the 150-year history of BÜSCHE. Since 1872, BÜSCHE has been developing, manufacturing and selling products exclusively with the label „Made in Germany“.

For generations, the name BÜSCHE stands for tradition combined with the strong desire to actively shape the future. The focus is on sustainability, social responsibility and the continuous development of the BÜSCHE brand.

My heartfelt thanks go to all those who have accompanied us on this long journey and whose thoughts and actions have made BÜSCHE GmbH & Co. KG into a globally successful family business.

Fernando Sanchez






# HANDMADE CURTAIN SETS MADE IN GERMANY

BÜSCHE INSIDE curtain sets stand for the highest quality guaranteed Made in Germany, selected materials from German manufacturers, craftsmanship and impressive hand-finished finishes.

The range includes curtain sets made from brass, stainless steel or aluminum with diameters of 16, 20, 24, 28, 35 and 40 mm as well as tensioning systems with diameters of 2 and 5 mm.

A wide variety of finishes, finials, bracket options and a large selection of accessories demonstrate the variety of the BÜSCHE INSIDE brand.







# QUALITY IN ALL AREAS MADE IN GERMANY

The term quality describes the overall impression of a product in terms of technical precision, design, haptics and sustainability. As one of the few German suppliers of curtain sets, BÜSCHE manufactures its products exclusively in Neuenrade with the predicate „Made in Germany“.

Process-optimized production methods and the craftsmanship of dedicated employees create the basis for excellent functionality and durability. In close cooperation with international product designers, new shapes and unique products are created: unmistakable, unique and with the highest precision.

**VI  
ON**

MADE IN GERMANY

**BUSCHE**

**IN  
SIDE**

MADE IN GERMANY

**BUSCHE**

**TEC  
DOR**

MADE IN GERMANY

**BUSCHE**

**TEC  
DOR**

MADE IN GERMANY

**IQ-Series**

**BUSCHE**

# THE BÜSCHE BRAND STRATEGY

The umbrella brand BÜSCHE and the associated brands VION, INSIDE and TECDOR provide wholesalers all over the world with a unique product portfolio of curtain sets and accessories for window decoration.

With a clear commitment to national and international wholesalers, BÜSCHE underlines its reliability and sets clear accents in the cooperation with its partners. BÜSCHE offers the retail trade a unique variety of products combined with a high level of security, exclusivity, reliability and support.







# BÜSCHE FOCUSED ON RESPONSIBILITY


Craftsmanship, high-quality materials from sustainable German production, CO2-optimized manufacturing processes, the increasing use of lead-free brass and packaging materials reduced to the essentials are just a few examples of the ecological responsibility in the BÜSCHE philosophy.

All products are manufactured by hand according to European environmental guidelines and are anodized or electroplated depending on the finish.

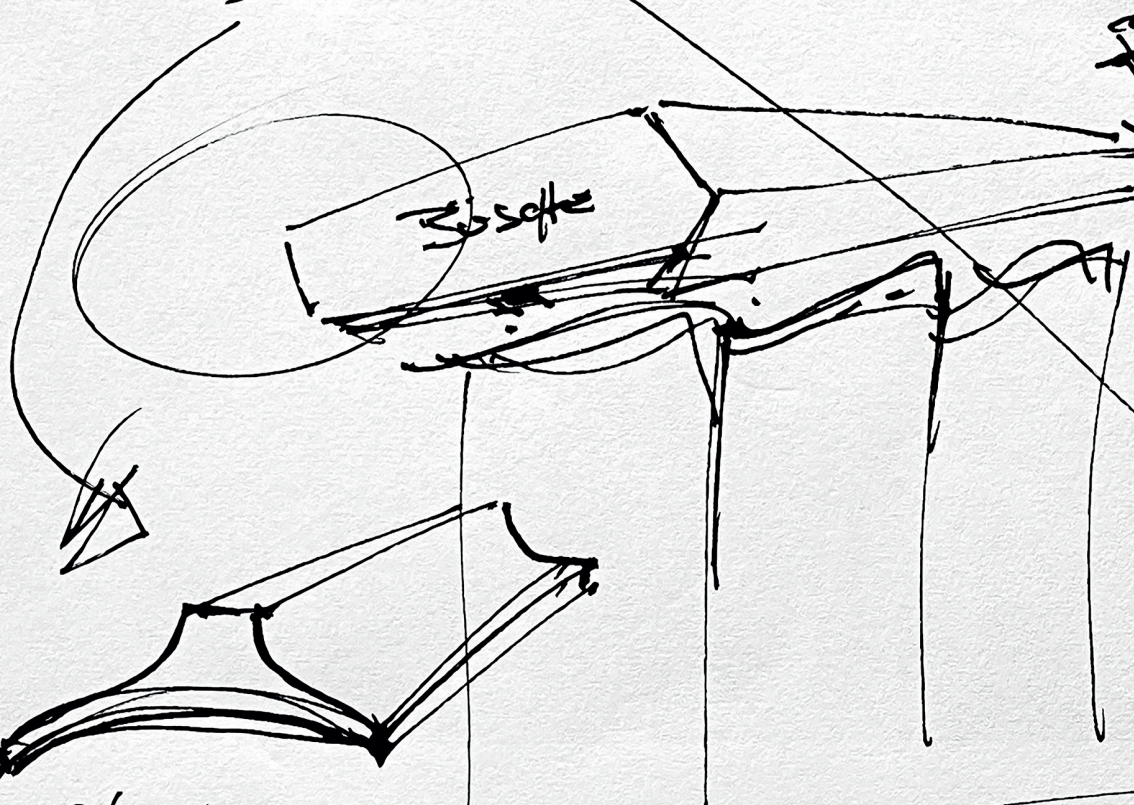
Only solid turned and milled products are used. The result are finishes with an impressive appearance and individual color tones.

High qualified employees and the use of modern CNC-controlled production machines and robotic systems guarantee a quality that is appreciated by customers all over the world. Visit us in Neuenrade and convince yourself of the diversity of our production and the unique quality „Made in Germany“.





SEITE  
SCHWARZ  
ZEICHEN  
SIZES  
CHRON




(A)


STATEMENT!!

ROUNDY

SPELIER

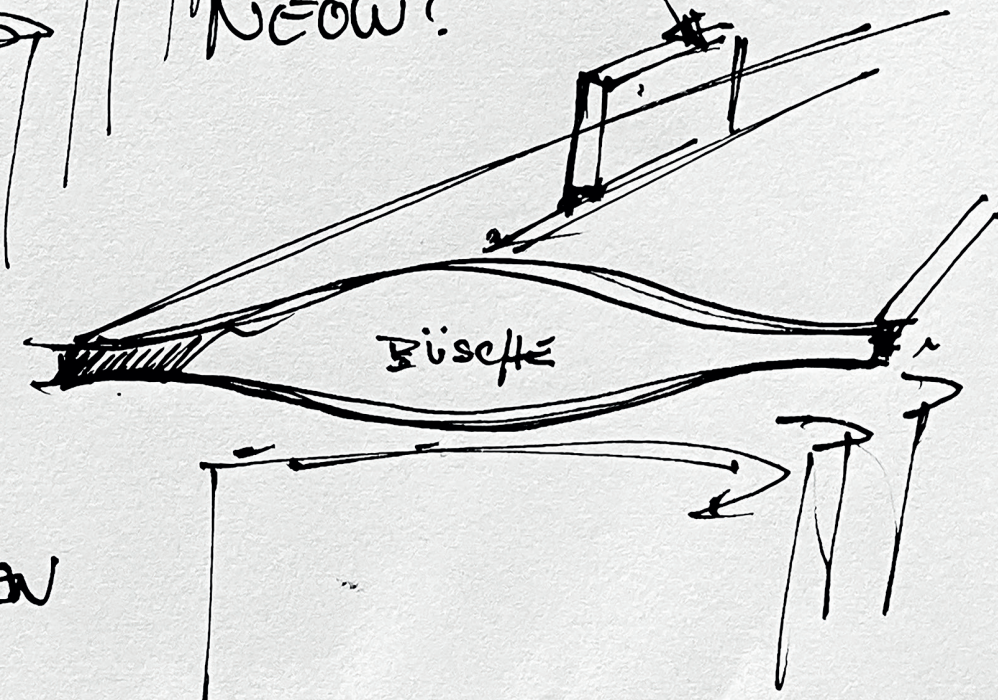



CHIEF!  
STALL



LOW  
CHRON  
NEOW?

NICHT  
SICHTBAR!



BÜSCHE

MILLING?

SCHWEBEN





# SCHMIDDEM PRODUCT DESIGN, LIVING PASSION.

Wishes, dreams, visions: Schmidem Design delivers the designs. For Jochen Schmidem, it's the little things that make a product into an experience. Each one is unique in form and concept, just as each company is unique. The result is a distinctive product that is precisely tailored to the wishes and targets of the client and its markets.


In the process, limits are crossed deliberately in order to create the perfect product by combining functionality, durability and emotionality.

This requires innovative companies that are interested in more than just the product; for whom innovation and sustainability are not just bold marketing words, but an integral part of the corporate culture, from the first draft to the finished product.

In BÜSCHE, Jochen Schmidem has found the perfect partner. Seven new products - PUR, COS, LEP, BOW, NEXUS, COLAR and CALA - have been created, and some of them have already won several design awards.

Team spirit, trust, passion and innovative action characterize the BÜSCHE company: unmistakable, unique and manufactured with the highest precision.







# BÜSCHE

## 150 YEARS MADE IN GERMANY

The BÜSCHE company history began in 1872 with the foundation of a company for the production of wood screws by Heinrich Büsche. In the 50's and 60's, under the management of Fritz Büsche, the company began to produce hooks for wardrobes, rope fittings, eyelets, curtain rings, tie-backs, carpet rods and the first curtain sets.

### TECHNOLOGICAL PROGRESS AND EXPANSION

The expansion of the product portfolio and the increasing globalization of the BÜSCHE brand led to continuous technological development in all areas of the company over the following decades. Existing systems were replaced by modern CNC machines, environmentally friendly cleaning systems and computer-controlled grinding and polishing robots.

### NEW BUILDING AND STRENGTHENING THE BÜSCHE BRAND

In 2014, BÜSCHE invested in the construction of a 2,300 m<sup>2</sup> logistics center, which is now used for order picking, storage of finished products, order processing and production. With the publication of the 2015 product catalog, the brands BÜSCHE INSIDE, BÜSCHE TECDOR and BÜSCHE VION were presented under the main brand BÜSCHE.

### ACTIVE MANAGEMENT OF THE FUTURE

This year BÜSCHE is celebrating its 150th anniversary. Time to look back with gratitude, but also an important occasion to look into the future.

In addition to strengthening the BÜSCHE brand, combined with the continuous development of products, finishes, optimization of gliding properties and services, the establishment of sustainable production is at the top of the agenda.

Already today, more and more materials from carbon-optimized production and lead-free brass are being processed. Investment in a new CNC turning machine suitable for processing this type of brass, a new exhaust system for the polishing department to protect employees and the environment, and the installation of a degreasing system based on the latest environmental regulations are all planned for this anniversary year.

With the purchase of an adjoining commercial property of 3,000 m<sup>2</sup> for production and assembly, BÜSCHE GmbH & Co. KG has set another example for a sustainable, socially responsible and successful future.

---

*Shareholders and General Managers from 1872 UNTIL TODAY*

1872 - 1923 Heinrich Büsche  
1923 - 1961 Fritz Büsche  
1958 - 2006 Harro Schumann  
1996 - 2014 Friedrich Harr  
1999 - today Fernando Sanchez

# INSIDE

MADE IN GERMANY

**BÜSCHE**



## Tensioning systems

---

satined nickel

Pole set no. 8725-40-29



## Available finishes:



-29 satined nickel









# Ø 2 mm and Ø 5 mm Tensioning systems

WALL- AND CEILING INSTALLATION / SINGLE

---



CORTINA - satined nickel - Page 40 - Pole set no. 2-S0502-29



CORTINA WALL-TO-WALL ASSEMBLY - satined nickel - Page 43 - Pole set no. 8727-29



**AVAILABLE FINISHES**



-29 satined nickel



AVELLINO - satined nickel - Page 43 - Pole set no. 8732-80-29



RECESS BRACKET AVELLINO - satined nickel - Page 44 - Article No. 992-29

# Ø 5 mm Tensioning rod

WALL- AND CEILING INSTALLATION / ROD SINGLE

## ORDER STEPS

1. System / Pole set no.

1-S0501-29-200

2. Finish code

1-S0501-29-200

1-S0501



**CORTINA**

Single rod

Wall- and ceiling-  
extension 40 mm

2-S0502



**CORTINA**

Single rod


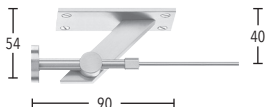

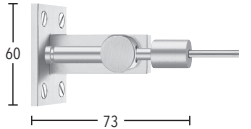




Wall- and ceiling-  
extension 80 mm

Price group A

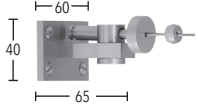

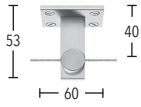
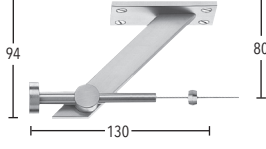
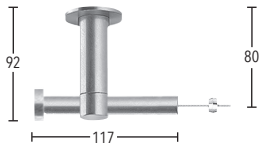


-29  
satined nickel

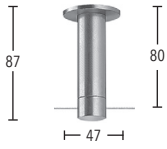
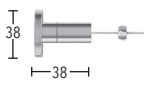

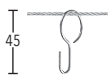


# Ø 5 mm Tensioning rod Accessories

	ARTICLE	FINISH	ARTICLE NO.		
	<b>STAINLESS STEEL ROD, SOLID</b> Ø 5 mm  Price € per meter std. length 5 m	stainless steel	11900-05-16	Fix length	std. length
	<b>WALL- AND CEILING BRACKET CORTINA (System 1-)</b> single, wall ext. 40 mm for Ø 5 mm rod  PU = 1	satined nickel	994-40-29		
	<b>WALL- UND CEILING BRACKET CORTINA (System 2-)</b> single, wall ext. 80 mm for Ø 5 mm rod  PU = 1	satined nickel	994-80-29		
	<b>RECESS BRACKET CORTINA</b> for Ø 5 mm rod  PU = 1	satined nickel	995-29		
	<b>CENTRE BRACKET CORTINA</b> Wall extension 40 mm for Ø 5 mm rod  PU = 1	satined nickel	9940-40-29		
	<b>CENTRE BRACKET CORTINA</b> Wall extension 80 mm for Ø 5 mm rod  PU = 1	satined nickel	9940-80-29		
	<b>CURTAIN WIRE HOOK</b> for Ø 5 mm rod  PU = 1	satined nickel	950-29		
	<b>RING WITH CLIP</b> for Ø 5 mm rod  PU = 1	satined nickel	955-29		

# Ø 2 mm Wire sets + Accessories

	ARTICLE	FINISH	ARTICLE NO.
	<b>COMPLETE WIRE SET CORTINA</b> single, wall-to-wall assembly consists of 2 brackets, 5 metres of stainless steel wire and 2 drapery dividers  PU = 1	satined nickel	8727-29
	<b>RECESS BRACKET CORTINA</b> for Ø 2 mm stainless steel wire  PU = 1	satined nickel	977-29
	<b>COMPLETE WIRE SET CORTINA</b> single, wall- and ceiling installation wall- / ceiling ext. 40 mm consists of 2 brackets, 5 metres of stainless steel wire and 2 drapery dividers PU = 1	satined nickel	8725-40-29
	<b>WALL- AND CEILING BRACKET CORTINA</b> wall extension 40 mm for Ø 2 mm stainless steel wire  PU = 1	satined nickel	975-40-29
	<b>CENTRE BRACKET CORTINA</b> wall- / ceiling ext. 40 mm for Ø 2 mm stainless steel wire  PU = 1	satined nickel	9750-40-29
	<b>COMPLETE WIRE SET CORTINA</b> single, wall- and ceiling installation wall- / ceiling extension 80 mm consists of 2 brackets, 5 metres of stainless steel wire and 2 drapery dividers PU = 1	satined nickel	8725-80-29
	<b>WALL- AND CEILING BRACKET CORTINA</b> wall extension 80 mm for Ø 2 mm stainless steel wire  PU = 1	satined nickel	975-80-29
	<b>CENTRE BRACKET CORTINA</b> wall- / ceiling extension 80 mm for Ø 2 mm stainless steel wire  PU = 1	satined nickel	9750-80-29
	<b>COMPLETE WIRE SET AVELLINO</b> single, wall- and ceiling installation Wand- / Ceiling ext. 80 mm consists of 2 brackets, 5 metres of stainless steel wire and 2 drapery dividers PU = 1	satined nickel	8732-80-29
	<b>WALL- AND CEILING BRACKET AVELLINO</b> wall extension 80 mm for Ø 2 mm stainless steel wire  PU = 1	satined nickel	987-80-29

# Ø 2 mm Wire sets + Accessories

	ARTICLE	FINISH	ARTICLE NO.
	<b>CENTRE BRACKET AVELLINO</b> wall- / ceiling ext. 80 mm for Ø 2 mm stainless steel wire  PU = 1	satined nickel	9850-80-29
	<b>RECESS BRACKET AVELLINO</b> for Ø 2 mm stainless steel wire  PU = 1	satined nickel	992-29
	<b>STAINLESS STEEL WIRE, Ø 2 mm, length 5 metres</b> <b>STAINLESS STEEL WIRE, Ø 2 mm, length 10 metres</b> <b>STAINLESS STEEL WIRE, Ø 2 mm, length 100 metres</b>	stainless steel stainless steel stainless steel	940-5-00 940-10-00 940-100-00
	<b>CURTAIN WIRE HOOK</b> for Ø 2 mm stainless steel wire  PU = 50	satined nickel	950-29
	<b>RING WITH CLIP</b> for Ø 2 mm stainless steel wire  PU = 20	satined nickel	955-29
	<b>DRAPERY DIVIDER</b> for Ø 2 mm stainless steel wire  PU = 20	satined nickel	930-29



# BÜSCHE

## INSIDE

Ø 20 mm Brass

---

satined nickel

Pole set no. 4-2036-29



Available finishes:



-22 polished chrome



-23 polished brass



-24 satined brass



-29 satined nickel



-70 ant. brass matt








Ø 20 mm  
Brass




# Ø 20 mm Decorative Pole Sets

WALL- AND CEILING INSTALLATION / ROD SINGLE/DOUBLE / COMBINATION ROD+RAIL DOUBLE / RAIL SINGLE/DOUBLE

---




ROSSANO - satin nickel - Page 70 - Pole set no. 4-2000-29



ALDARA - satin brass - Page 72 - Pole set no. 4-2039-24



SELVA + Decotaive ring - ant. brass matt - Page 74 - Pole set no. 1-20361-70



GOTA - polished brass - Page 72 - Pole set no. 1-2037-23



**AVAILABLE FINISHES**



-22 polished chrome



-23 polished brass



-24 satined brass



-29 satined nickel




-70 ant. brass matt




ALEA - polished chrome - Page 68 - Pole set no. 15-2090-22



IMPERIA - ant. brass matt - Page 72 - Pole set no. 4-2016-70



ARDEA - satined nickel - Page 76 - Pole set no. 1-2047-29



ALASSIO - satined brass - Page 72 - Pole set no. 5-2018-24

Ø 20 mm  
Brass

# Ø 20 mm Decorative Pole Sets

## CEILING INSTALLATION / RAIL SINGLE

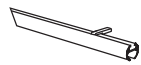
### ORDER STEPS

#### 1. System

13-2000-22-200



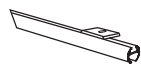
Single rail



Ceiling ext. 21 mm



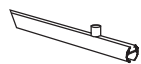
Single rail



Ceiling ext. 24 mm



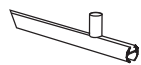
Single rail



Ceiling ext. 33 mm



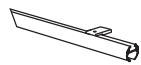
Single rail



Ceiling ext. 52 mm




Single rail



Ceiling ext. 21 mm

#### 2. Pole set no.

13-2000-22-200



**ROSSANO**  
2000

#### 3. Finish code

13-2000-22-200



-22

pol. chrome




-23

polished brass




-24

satined brass



-29

satined nickel



-70

ant. brass matt



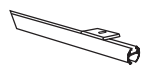
Single rail



Ceiling ext. 21 mm



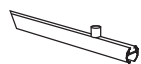
Single rail



Ceiling ext. 24 mm



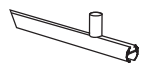
Single rail



Ceiling ext. 33 mm



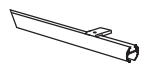
Single rail



Ceiling ext. 52 mm



Single rail



Ceiling ext. 21 mm



**ALEA flush<sup>1)</sup>**  
2090



-22

pol. chrome




-23

polished brass



-24

satined brass



-29

satined nickel



-70

ant. brass matt

<sup>1)</sup> flush finial to fit with tube / rail of equal diameter


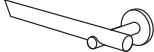





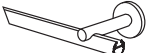


# Ø 20 mm Decorative Pole Sets

WALL INSTALLATION / ROD SINGLE/DOUBLE / COMBINATION ROD+RAIL DOUBLE / RAIL SINGLE/DOUBLE

## ORDER STEPS


### 1. System

1-2000-23-200

- |    |   |  |                                      |
|----|---|--|--------------------------------------|
| 1- |    |   | Single rod<br>Wall ext. 80 mm        |
| 2- |    |   | Double rod<br>Wall ext. 80/140 mm    |
| 3- |    |   | Combi. double<br>Wall ext. 80/140 mm |
| 4- |    |   | Single rail<br>Wall ext. 80 mm       |
| 5- |  |  | Double rail<br>Wall ext. 80/140 mm   |

### 2. Pole set no.

1-2000-23-200


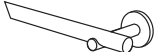










**ROSSANO**  
2000

### 3. Finish code



1-2000-23-200

- |   |                 |
|---|-----------------|
|  | -22             |
|  | pol. chrome     |
|  | -23             |
|  | polished brass  |
|  | -24             |
|  | satined brass   |
|  | -29             |
|  | satined nickel  |
|  | -70             |
|  | ant. brass matt |

- |    |   |   |                                      |
|----|---|---|--------------------------------------|
| 1- |  |  | Single rod<br>Wall ext. 80 mm        |
| 2- |  |  | Double rod<br>Wall ext. 80/140 mm    |
| 3- |  |  | Combi. double<br>Wall ext. 80/140 mm |
| 4- |  |  | Single rail<br>Wall ext. 80 mm       |
| 5- |  |  | Double rail<br>Wall ext. 80/140 mm   |



**ALEA flush<sup>1)</sup>**  
2090

- |   |                 |
|---|-----------------|
|  | -22             |
|  | pol. chrome     |
|  | -23             |
|  | polished brass  |
|  | -24             |
|  | satined brass   |
|  | -29             |
|  | satined nickel  |
|  | -70             |
|  | ant. brass matt |

<sup>1)</sup> flush finial to fit with tube / rail of equal diameter


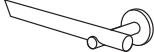

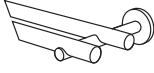

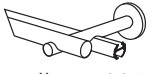

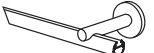

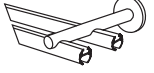
# Ø 20 mm Decorative Pole Sets

WALL INSTALLATION / ROD SINGLE/DOUBLE / COMBINATION ROD+RAIL DOUBLE / RAIL SINGLE/DOUBLE

## ORDER STEPS

### 1. System

1-2016-24-220

- |    |   |  |                                      |
|----|---|--|--------------------------------------|
| 1- |    |   | Single rod<br>Wall ext. 80 mm        |
| 2- |    |   | Double rod<br>Wall ext. 80/140 mm    |
| 3- |    |   | Combi. double<br>Wall ext. 80/140 mm |
| 4- |    |   | Single rail<br>Wall ext. 80 mm       |
| 5- |  |  | Double rail<br>Wall ext. 80/140 mm   |

### 2. Pole set no.

1-2016-24-220



**SELVA** flush<sup>1)</sup>  
2036






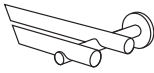

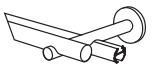



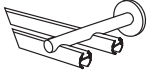
**IMPERIA**  
2016

<sup>1)</sup> flush finial to fit with tube / rail of equal diameter

### 3. Finish code


1-2016-24-220




- |    |   |   |                                      |
|----|---|---|--------------------------------------|
| 1- |  |  | Single rod<br>Wall ext. 80 mm        |
| 2- |  |  | Double rod<br>Wall ext. 80/140 mm    |
| 3- |  |  | Combi. double<br>Wall ext. 80/140 mm |
| 4- |  |  | Single rail<br>Wall ext. 80 mm       |
| 5- |  |  | Double rail<br>Wall ext. 80/140 mm   |



**GOTA** flush<sup>1)</sup>  
2037




**ALDARA** flush<sup>1)</sup>  
2039



**ALASSIO**  
2018

<sup>1)</sup> flush finial to fit with tube / rail of equal diameter




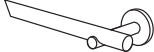





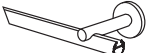


# Ø 20 mm Decorative Pole Sets

WALL INSTALLATION / ROD SINGLE/DOUBLE / COMBINATION ROD+RAIL DOUBLE / RAIL SINGLE/DOUBLE

## ORDER STEPS


### 1. System

1-20361-24-200

- |    |   |  |                                      |
|----|---|--|--------------------------------------|
| 1- |    |   | Single rod<br>Wall ext. 80 mm        |
| 2- |    |   | Double rod<br>Wall ext. 80/140 mm    |
| 3- |    |   | Combi. double<br>Wall ext. 80/140 mm |
| 4- |    |   | Single rail<br>Wall ext. 80 mm       |
| 5- |  |  | Double rail<br>Wall ext. 80/140 mm   |

### 2. Pole set no.

1-20361-24-200













**SELVA** flush<sup>1)</sup>  
in combination  
with decorative ring  
**20361**

<sup>1)</sup> flush finial to fit with tube / rail of equal diameter

### 3. Finish code

1-20361-24-200



- |    |   |   |                                      |
|----|---|---|--------------------------------------|
| 1- |  |  | Single rod<br>Wall ext. 80 mm        |
| 2- |  |  | Double rod<br>Wall ext. 80/140 mm    |
| 3- |  |  | Combi. double<br>Wall ext. 80/140 mm |
| 4- |  |  | Single rail<br>Wall ext. 80 mm       |
| 5- |  |  | Double rail<br>Wall ext. 80/140 mm   |



**GOTA** flush<sup>1)</sup>  
in combination  
with decorative ring  
**20371**

<sup>1)</sup> flush finial to fit with tube / rail of equal diameter




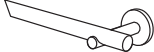





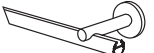


# Ø 20 mm Decorative Pole Sets

WALL INSTALLATION / ROD SINGLE/DOUBLE / COMBINATION ROD+RAIL DOUBLE / RAIL SINGLE/DOUBLE

## ORDER STEPS

### 1. System

1-2047-22-200

- |    |   |  |                                      |
|----|---|--|--------------------------------------|
| 1- |    |   | Single rod<br>Wall ext. 80 mm        |
| 2- |    |   | Double rod<br>Wall ext. 80/140 mm    |
| 3- |    |   | Combi. double<br>Wall ext. 80/140 mm |
| 4- |    |   | Single rail<br>Wall ext. 80 mm       |
| 5- |  |  | Double rail<br>Wall ext. 80/140 mm   |

### 2. Pole set no.

1-2047-22-200



**ARDEA**  
2047

### 3. Finish code

1-2047-22-200



# Ø 20 mm Decorative Pole Sets

WALL INSTALLATION / ROD SINGLE/DOUBLE

## ORDER STEPS

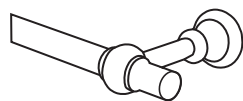
### 1. System

1-2050-23-200

1-



Single rod

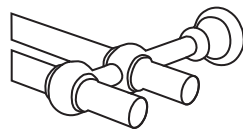


Wall ext. 120 mm

2-




Double rod



Wall ext. 120/175 mm

### 2. Pole set no.

1-2050-23-200



**ROSSANO**  
2070

### 3. Finish code

1-2050-23-200

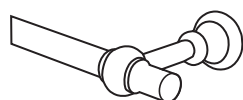


-23  
polished brass

1-



Single rod

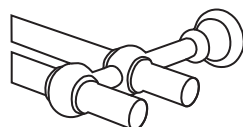


Wall ext. 120 mm


2-




Double rod



Wall ext. 120/175 mm



**MANTOVA**  
2050



**CREMONA**  
2051



-23  
polished brass

# Ø 20 mm Decorative Pole Sets

CEILING INSTALLATION / ROD SINGLE / RAIL SINGLE

## ORDER STEPS

### 1. System

11-2000-24-200

11-



Single rod



Ceiling ext. 20 mm

12-



Single rail



Ceiling ext. 39 mm

### 2. Pole set no.


11-2000-24-200



**ROSSANO**  
2000

### 3. Finish code

11-2000-24-200



11-



Single rod



Ceiling ext. 20 mm

12-




Single rail



Ceiling ext. 39 mm



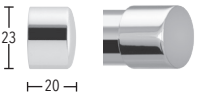


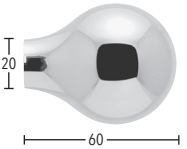
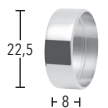
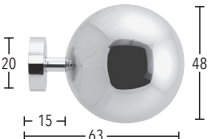
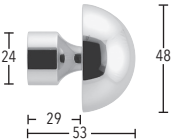
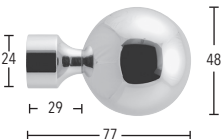


**ALEA** flush<sup>1)</sup>  
2090


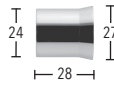
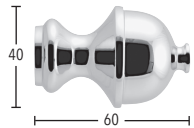
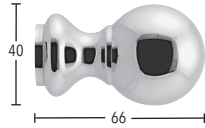
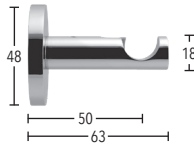
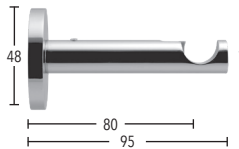
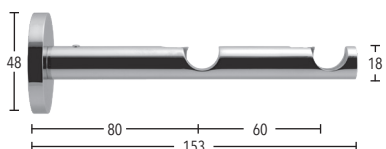
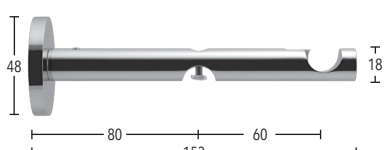






# Ø 20 mm Accessories

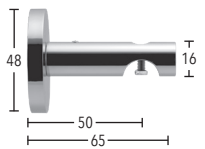
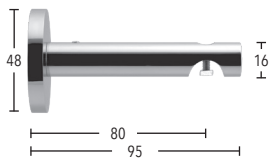
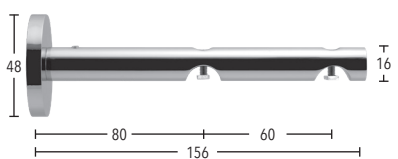

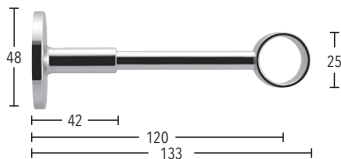
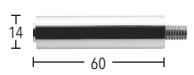
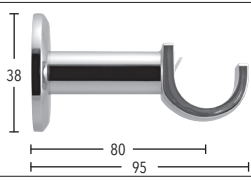
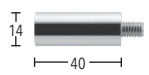
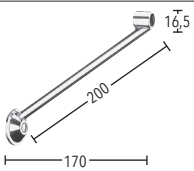

	ARTICLE	FINISH	ARTICLE NO.		
	<b>SOLID BRASS TUBE</b> Ø 20 mm  Price € per metre standard length 5 m	polished chrome polished brass satined brass satined nickel ant. brass matt	800-20-22 -23 -24 -29 -70	fix length (cut to size)	std. length
	<b>ALUMINIUM-RAIL</b> Ø 20 mm  Price € per metre standard length 6 m	polished chrome brass high pol. lacquered satined brass satined nickel ant. brass matt	808-20-22 -323 -24 -29 -70	fix length (cut to size)	std. length
	<b>END CAP ROSSANO</b> for Ø 20 mm  PU = 10	polished chrome polished brass satined brass satined nickel ant. brass matt	124020-22 -23 -24 -29 -70		
	<b>END CAP ALEA</b> for Ø 20 mm flush finial to fit with tube / rail of equal diameter  PU = 10	polished chrome polished brass satined brass satined nickel ant. brass matt	124120-22 -23 -24 -29 -70		
	<b>FINIAL SELVA</b> for Ø 20 mm flush finial to fit with tube / rail of equal diameter  PU = 2	polished chrome polished brass satined brass satined nickel ant. brass matt	3447-20-22 -23 -24 -29 -70		
	<b>FINIAL GOTA</b> for Ø 20 mm flush finial to fit with tube / rail of equal diameter  PU = 1	polished chrome polished brass satined brass satined nickel ant. brass matt	3448-20-22 -23 -24 -29 -70		
	<b>DECORATIVE RING</b> in combination with finial art. no. 3447-20 + 3448-20 for Ø 20 mm  PU = 2	polished chrome polished brass satined brass satined nickel ant. brass matt	3454-20-22 -23 -24 -29 -70		
	<b>FINIAL ALDARA</b> for Ø 20 mm flush finial to fit with tube / rail of equal diameter  PU = 1	polished chrome polished brass satined brass satined nickel ant. brass matt	3453-20-22 -23 -24 -29 -70		
	<b>FINIAL IMPERIA</b> for Ø 20 mm  PU = 2	polished chrome polished brass satined brass satined nickel ant. brass matt	3360-22 -23 -24 -29 -70		
	<b>FINIAL ALASSIO</b> for Ø 20 mm  PU = 1	polished chrome polished brass satined brass satined nickel ant. brass matt	3363-22 -23 -24 -29 -70		

# Ø 20 mm Accessories

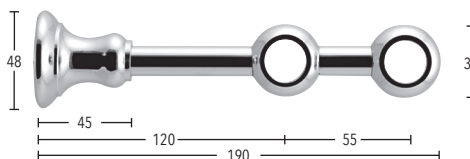
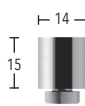

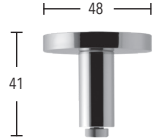
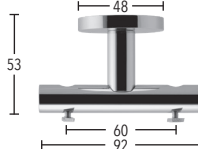



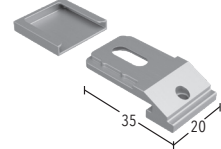
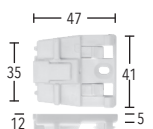
	ARTICLE	FINISH	ARTICLE NO.
	<b>FINIAL ARDEA ASFOUR CRYSTAL</b> with thread socket please order separately for Ø 20 mm PU = 2	crystal	3388-100
	<b>SOCKET</b> with internal thread for assembly art. no. 3388-100 for Ø 20 mm  PU = 2	polished chrome polished brass satined brass satined nickel ant. brass matt	3388/1-22 -23 -24 -29 -70
	<b>FINIAL MANTOVA</b> for Ø 20 mm  PU = 1	polished brass	129220-23
	<b>FINIAL CREMONA</b> for Ø 20 mm  PU = 1	polished brass	129320-23
	<b>WALL BRACKET</b> single, wall ext. 50 mm for Ø 20 mm tubes  PU = 6	polished chrome polished brass satined brass satined nickel ant. brass matt	11850-20-22 -23 -24 -29 -70
	<b>WALL BRACKET (System 1-)</b> single, wall ext. 80 mm for Ø 20 mm tubes  PU = 6	polished chrome polished brass satined brass satined nickel ant. brass matt	11800-20-22 -23 -24 -29 -70
	<b>WALL BRACKET (System 2-)</b> double, wall ext. 80/140 mm for Ø 20 mm tubes  PU = 6	polished chrome polished brass satined brass satined nickel ant. brass matt	11802-20-22 -23 -24 -29 -70
	<b>COMBINATION-WALL BRACKET (System 3-)</b> double, wall ext. 80/140 mm 1. track tube / 2. track rail for Ø 20 mm tubes and rails  PU = 6	polished chrome polished brass satined brass satined nickel ant. brass matt	11877-22 -23 -24 -29 -70
	<b>EXTENSION</b> length 40 mm for wall bracket art. no. 11850-20, 11800-20, 11802-20 and 11877  PU = 2	polished chrome polished brass satined brass satined nickel ant. brass matt	11800-40-22 -23 -24 -29 -70
	<b>EXTENSION</b> length 80 mm for wall bracket art. no. 11850-20, 11800-20, 11802-20 and 11877  PU = 2	polished chrome polished brass satined brass satined nickel ant. brass matt	11800-80-22 -23 -24 -29 -70

Ø 20 mm  
Brass

# Ø 20 mm Accessories

	ARTICLE	FINISH	ARTICLE NO.
	<b>WALL BRACKET</b> single, wall ext. 50 mm for Ø 20 mm rails extension 40 + 80 mm see page 85  PU = 6	polished chrome polished brass satined brass satined nickel ant. brass matt	11870-50-22 -23 -24 -29 -70
	<b>WALL BRACKET (System 4-)</b> single, wall ext. 80 mm for Ø 20 mm rails extension 40 + 80 mm see page 85  PU = 6	polished chrome polished brass satined brass satined nickel ant. brass matt	11870-22 -23 -24 -29 -70
	<b>WALL BRACKET (System 5-)</b> double, wall ext. 80/140 mm for Ø 20 mm rails extension 40 + 80 mm see page 85  PU = 6	polished chrome polished brass satined brass satined nickel ant. brass matt	11872-22 -23 -24 -29 -70
	<b>WALL BRACKET MULTI</b> for mounting of 1-5 rails wall ext. 50-155 mm for Ø 20 mm rails extension 40 + 80 mm see page 85 PU = 2	polished chrome polished brass satined brass satined nickel ant. brass matt	11678-22 -23 -24 -29 -70
	<b>WALL BRACKET</b> single, wall ext. 120 mm (can be cut) for Ø 20 mm tubes  PU = 6	polished chrome polished brass satined brass satined nickel ant. brass matt	11950-20-22 -23 -24 -29 -70
	<b>EXTENSION</b> length 60 mm for wall bracket art. no. 11950-20  PU = 2	polished chrome polished brass satined brass satined nickel ant. brass matt	11953-20-22 -23 -24 -29 -70
	<b>WALL BRACKET</b> single, wall ext. 80 mm for Ø 20 mm tubes  PU = 6	polished chrome polished brass satined brass satined nickel ant. brass matt	401-80-22 -23 -24 -29 -70
	<b>EXTENSION</b> length 40 mm for wall bracket art. no. 401-80  PU = 2	polished chrome polished brass satined brass satined nickel ant. brass matt	11855-4-22 -23 -24 -29 -70
	<b>SUPPORTING BRACKET</b> can be cut for wall bracket art. no. 11950-20, 401, 11678 inclusive extension  PU = 2	polished chrome polished brass satined brass satined nickel ant. brass matt	11950-28.1-22 -23 -24 -29 -70
	<b>WALL BRACKET (System 1-)</b> single, wall ext. 120 mm (can be cut) for Ø 20 mm tubes  PU = 2	polished brass	11960-23


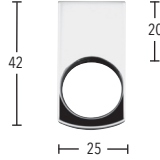
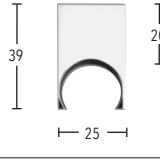
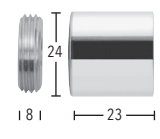
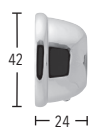

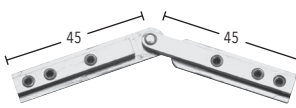



# Ø 20 mm Accessories

	ARTICLE	FINISH	ARTICLE NO.
	<b>WALL BRACKET (System 2-)</b> double, wall ext. 120/175 mm (can be cut) for Ø 20 mm tubes  PU = 2	polished brass	11960-2-23
	<b>CEILING BRACKET 15 mm (System 15-)</b> single, ceiling ext. 33 mm for rails  PU = 10	polished chrome polished brass satined brass satined nickel ant. brass matt	11873-15-22 -23 -24 -29 -70
	<b>CEILING BRACKET 34 mm (System 16-)</b> single, ceiling ext. 52 mm for rails  PU = 10	polished chrome polished brass satined brass satined nickel ant. brass matt	11873-30-22 -23 -24 -29 -70
	<b>CEILING BRACKET 41 mm</b> single, ceiling ext. 59 mm for rails  PU = 10	polished chrome polished brass satined brass satined nickel ant. brass matt	11873-50-22 -23 -24 -29 -70
	<b>CEILING BRACKET 53 mm</b> double, ceiling ext. 71 mm for rails  PU = 10	polished chrome polished brass satined brass satined nickel ant. brass matt	11874-22 -23 -24 -29 -70
	<b>EXTENSION</b> length 40 mm for wall- and ceiling bracket art. no. 11678, 11870-50, 11870, 11872, 11873-50 and 11874 PU = 2	polished chrome polished brass satined brass satined nickel ant. brass matt	11870-40-22 -23 -24 -29 -70
	<b>EXTENSION</b> length 80 mm for wall- and ceiling bracket art. no. 11678, 11870-50, 11870, 11872, 11873-50 and 11874 PU = 2	polished chrome polished brass satined brass satined nickel ant. brass matt	11870-80-22 -23 -24 -29 -70
	<b>CEILING BRACKET 3 mm (System 13-)</b> single, ceiling ext. 21 mm for rails  PU = 10	silver white black	11592-00 -28 -157
	<b>CEILING BRACKET 3 mm (System 19-)</b> including borehole cover single, ceiling ext. 21 mm for rails  PU = 10	silver white black	11597-00 -28 -157
	<b>SNAP-IN-CEILING BRACKET 5 mm</b> single, ceiling ext. 23 mm Material: plastic for rails  PU = 10	white	11693-00

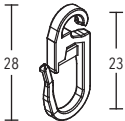

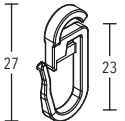
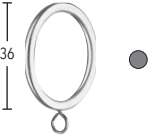

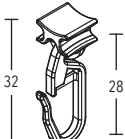
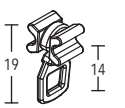
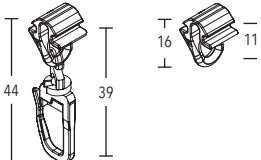
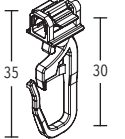
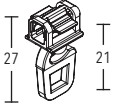
Ø 20 mm  
Brass



# Ø 20 mm Accessories

	ARTICLE	FINISH	ARTICLE NO.
	<b>CEILING BRACKET 6 mm (System 14-)</b> single, ceiling ext. 24 mm for rails  PU = 2	polished chrome polished brass satined brass satined nickel ant. brass matt	11590-1-22 -23 -24 -29 -70
	<b>CEILING BRACKET 42 mm (System 11-)</b> single, ceiling ext. 20 mm for tubes  PU = 2	polished chrome polished brass satined brass satined nickel ant. brass matt	11593-20-22 -23 -24 -29 -70
	<b>CEILING BRACKET 39 mm (System 12-)</b> single, ceiling ext. 39 mm for rails  PU = 2	polished chrome polished brass satined brass satined nickel ant. brass matt	11594-20-22 -23 -24 -29 -70
	<b>RECESS BRACKET</b> for Ø 20 mm  PU = 10	polished chrome polished brass satined brass satined nickel ant. brass matt	122020-22 -23 -24 -29 -70
	<b>RECESS BRACKET</b> for Ø 20 mm  PU = 10	polished brass	121120-23
	<b>RAIL CONNECTOR</b> for rails  PU = 10	silver	899-3-00
	<b>RAIL CONNECTOR</b> adjustable for rails  PU = 10 »Mitring see info page 32«	silver	899-3.1-01
	<b>TUBE CONNECTOR</b> for Ø 20 mm tubes  PU = 10	white	83020-000
	<b>CONNECTOR (HINGED JOINT)</b> for Ø 20 mm tubes and rails  PU = 1	polished chrome polished brass satined brass satined nickel ant. brass matt	122920-22 -23 -24 -29 -70
	<b>CURTAIN RING</b> i.d. 28 mm, o.d. 36 mm  PU = 50	polished chrome polished brass satined brass satined nickel ant. brass matt	125020-22 -23 -24 -29 -70

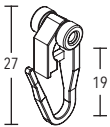
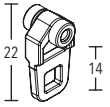
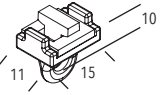
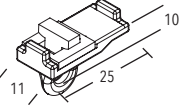
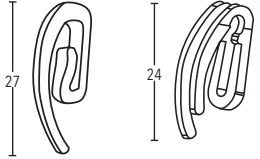
# Ø 20 mm Accessories

	ARTICLE	FINISH	ARTICLE NO.
	<b>SECONDARY RING CLIP</b> eyelet i.d. 5 mm for curtain ring art. no. 125020  PU = 100	transparent gold silver brown	818-5-00 -24 -29 -70
	<b>FLAT CURTAIN RING WITH PLASTIC INSERT</b> i.d. 27 mm / o.d. 34 mm  PU = 50	polished chrome polished brass satined brass satined nickel ant. brass matt	125820-22 -23 -24 -29 -70
	<b>SECONDARY RING CLIP</b> for flat curtain ring with plastic insert art. no. 125820  PU = 100	transparent gold silver brown	844-00 -24 -29 -70
	<b>CURTAIN RING</b> i.d. 28 mm / o.d. 36 mm  PU = 50	polished chrome polished brass satined brass satined nickel ant. brass matt	125320-22 -23 -24 -29 -70
	<b>FLAT CURTAIN RING WITH EYELET</b> and plastic insert i.d. 27 mm / o.d. 34 mm  PU = 50	polished chrome polished brass satined brass satined nickel ant. brass matt	125920-22 -23 -24 -29 -70
	<b>GLIDER WITH SECONDARY RING CLIP</b> for rails  PU = 100	white grey black	739-00 -08 -57
	<b>GLIDER WITH EYELET</b> for rails  PU = 100	white grey black	740-00 -08 -57
	<b>HB-SNAP-IN GLIDER WITH SECONDARY RING CLIP turnable</b> <b>HB-SNAP-IN GLIDER WITH EYELET</b> snap-in / snap-out, removable for rails  PU = 100	white white	769-00 770-00
	<b>SNAP-IN GLIDER WITH SECONDARY RING CLIP</b> for rails  PU = 100	white grey black	742-00 -08 -57
	<b>SNAP-IN GLIDER WITH EYELET</b> for rails  PU = 100	white grey black	743-00 -08 -57


Ø 20 mm  
Brass




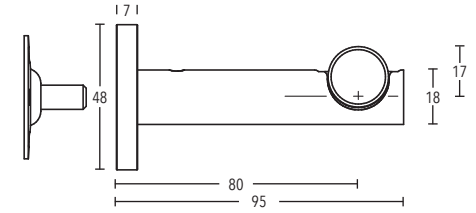
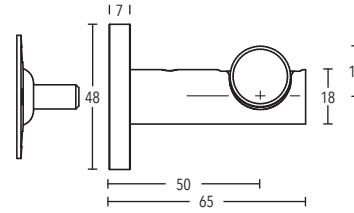
# Ø 20 mm Accessories

	ARTICLE	FINISH	ARTICLE NO.
	<b>ROLLERGLIDER WITH SEC. RING CLIP</b> for rails  PU = 100	white grey black	741-00 -08 -57
	<b>ROLLERGLIDER WITH EYELET</b> for rails  PU = 100	white grey black	748-00 -08 -57
	<b>DRAPERY DIVIDER „ANTI-SLIP“</b> for rails  PU = 100	white grey black	799-20-00 -08 -57
	<b>DRAPERY DIVIDER „ANTI-SLIP“</b> with recess masking for rails  PU = 100	white grey black	799-40-00 -08 -57
	<b>CURTAIN HOOK</b> <b>CURTAIN DOUBLE HOOK</b>  PU = 100	white white	869-00 853-00


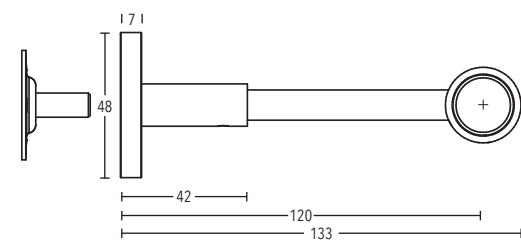
# Ø 20 mm Illustrations



Wall bracket tube installation  
art. no. 11850-20 + 11800-20

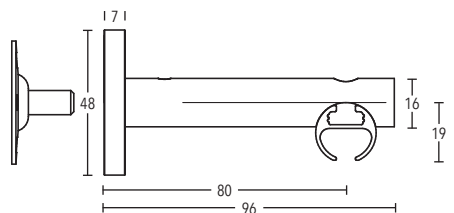
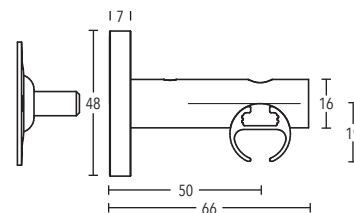


Extension  
art. no. 11800-40 + 11800-80



Wall bracket tube installation  
art. no. 11950-20


Wall bracket rail installation  
art. no. 11870-50 + 11870




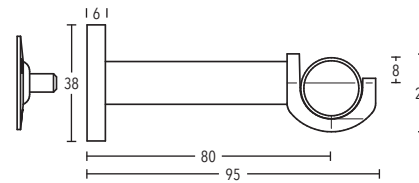


# Ø 20 mm Illustrations


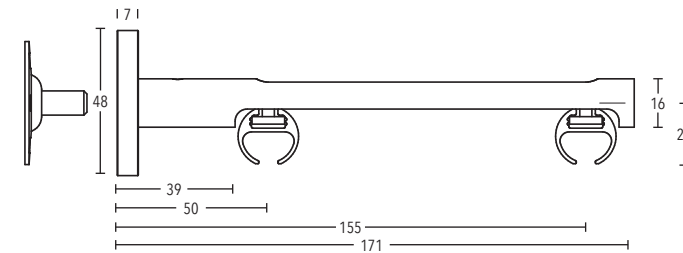
---




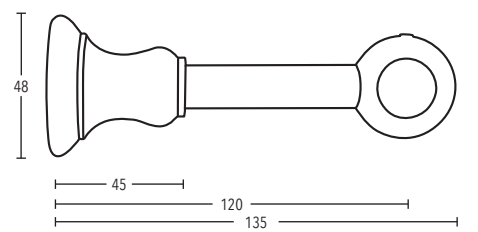
Wall bracket tube installation  
art. no. 401-80



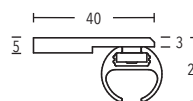
Wall bracket rail installation  
art. no. 11678



Wall bracket tube installation  
art. no. 11960



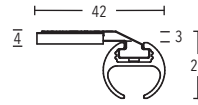
Ceiling bracket 3 mm  
art. no. 11592



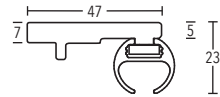
# Ø 20 mm Illustrations




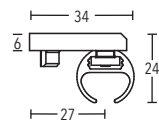
Ceiling bracket 3 mm  
art. no. 11597



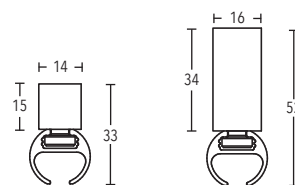
Snap-in-ceiling bracket 5 mm  
art. no. 11693-00



Ceiling bracket 6 mm  
art. no. 11590-1




Ceiling bracket 15 mm + 34 mm  
art. no. 11873-15 + 11873-30




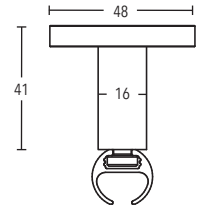


# Ø 20 mm Illustrations


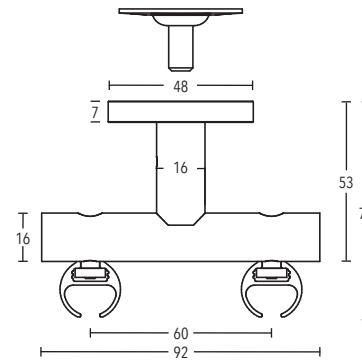
---




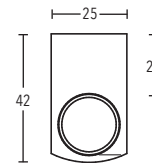
Ceiling bracket 41 mm  
art. no. 11873-50



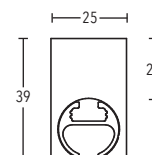
Ceiling bracket 53 mm  
art. no. 11874



Ceiling bracket tube installation  
art. no. 11593-20




Ceiling bracket rail installation  
art. no. 11594-20

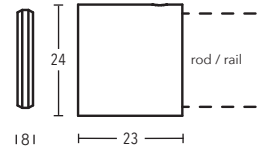


# Ø 20 mm Illustrations


---




Recess bracket  
art. no. 122020



Ø 20 mm  
Brass



Connector (hinged joint)  
art. no. 122920



Rail connector  
art. no. 899-3-00

Rail connector, adjustable  
art. no. 899-3.1-01



Tube connector  
art. no. 83020-000



# BÜSCHE

## INSIDE

Ø 20 mm Stainless steel / Aluminium

---

anthracite

Pole set no. 4-2039-170



Available finishes:




-08 sat. aluminium



-16 stainless steel



-157 matt black



-170 anthracite



-210 rust







Ø 20 mm  
Stainless steel / Alu.




# Ø 20 mm Decorative Pole Sets

WALL- AND CEILING INSTALLATION / ROD SINGLE/DOUBLE / RAIL SINGLE/DOUBLE


---



ALEA - matt black - Page 98 - Pole set no. 15-2090-157



ALEA - stainless steel - Page 100 - Pole set no. 1-2090-16



ALDARA - sat. aluminium - Page 102 - Pole set no. 4-2039-08



SELVA - rust - Page 102 - Pole set no. 2-2036-210

**AVAILABLE FINISHES**



-08 sat. aluminium



-16 stainless steel



-157 matt black




-170 anthracite



-210 rust




ROSSANO - sat. aluminium - Page 100 - Pole set no. 4-2000-08



TERMOLI - rust - Page 102 - Pole set no. 4-2052-210



SELVA - anthracite - Page 102 - Pole set no. 4-2036-170



ALEA - stainless steel - Page 100 - Pole set no. 2-2090-16

Ø 20 mm  
Stainless steel / Alu.



# Ø 20 mm Decorative Pole Sets

## CEILING INSTALLATION / RAIL SINGLE

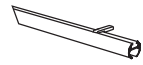
### ORDER STEPS

#### 1. System

13-2000-08-200



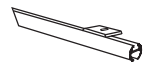
Single rail



Ceiling ext. 21 mm



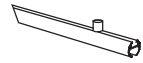
Single rail



Ceiling ext. 24 mm



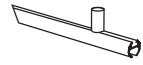
Single rail



Ceiling ext. 33 mm



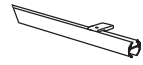
Single rail



Ceiling ext. 52 mm



Single rail



Ceiling ext. 21 mm

#### 2. Pole set no.

13-2000-08-200



**ROSSANO**  
2000

#### 3. Finish code

13-2000-08-200



-08  
sat. aluminium



-16  
stainless steel



-157  
matt black



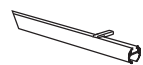
-170  
anthracite



-210  
rust



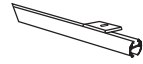
Single rail



Ceiling ext. 21 mm



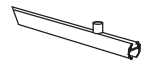
Single rail



Ceiling ext. 24 mm



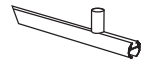
Single rail



Ceiling ext. 33 mm



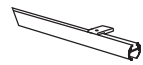
Single rail




Ceiling ext. 52 mm




Single rail



Ceiling ext. 21 mm



**ALEA flush<sup>1)</sup>**  
2090



-08  
sat. aluminium



-16  
stainless steel



-157  
matt black



-170  
anthracite



-210  
rust





# Ø 20 mm Decorative Pole Sets

WALL INSTALLATION / ROD SINGLE/DOUBLE / RAIL SINGLE/DOUBLE

## ORDER STEPS

### 1. System

1-2000-08-200

- 1-  Single rod  
Wall ext. 80 mm
- 2-  Double rod  
Wall ext. 80/140 mm
- 4-  Single rail  
Wall ext. 80 mm
- 5-  Double rail  
Wall ext. 80/140 mm

### 2. Pole set no.

1-2000-08-200








**ROSSANO**  
2000

### 3. Finish code

1-2000-08-200

-  -08 sat. aluminium
-  -16 stainless steel
-  -157 matt black
-  -170 anthracite
-  -210 rust

- 1-  Single rod  
Wall ext. 80 mm
- 2-  Double rod  
Wall ext. 80/140 mm
- 4-  Single rail  
Wall ext. 80 mm
- 5-  Double rail  
Wall ext. 80/140 mm



**ALEA flush<sup>1)</sup>**  
2090

-  -08 sat. aluminium
-  -16 stainless steel
-  -157 matt black
-  -170 anthracite
-  -210 rust




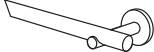

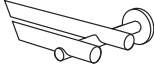

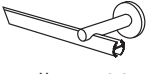

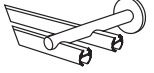
# Ø 20 mm Decorative Pole Sets

WALL INSTALLATION / ROD SINGLE/DOUBLE / RAIL SINGLE/DOUBLE

## ORDER STEPS


### 1. System

1-2036-08-200


- |    |   |   |                                    |
|----|---|---|------------------------------------|
| 1- |  |  | Single rod<br>Wall ext. 80 mm      |
| 2- |  |  | Double rod<br>Wall ext. 80/140 mm  |
| 4- |  |  | Single rail<br>Wall ext. 80 mm     |
| 5- |  |  | Double rail<br>Wall ext. 80/140 mm |

### 2. Pole set no.

1-2036-08-200




**SELVA** flush<sup>1)</sup>  
2036




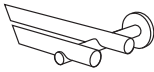

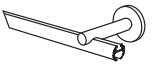

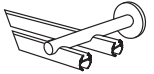



**TERMOLI** flush<sup>1)</sup>  
2052

### 3. Finish code

1-2036-08-200

- |   |                        |
|---|------------------------|
|  | -08<br>sat. aluminium  |
|  | -16<br>stainless steel |
|  | -157<br>matt black     |
|  | -170<br>anthracite     |
|  | -210<br>rust           |







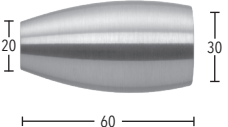

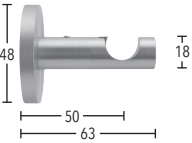

- |    |   |   |                                    |
|----|---|---|------------------------------------|
| 1- |  |  | Single rod<br>Wall ext. 80 mm      |
| 2- |  |  | Double rod<br>Wall ext. 80/140 mm  |
| 4- |  |  | Single rail<br>Wall ext. 80 mm     |
| 5- |  |  | Double rail<br>Wall ext. 80/140 mm |



**ALDARA** flush<sup>1)</sup>  
2039


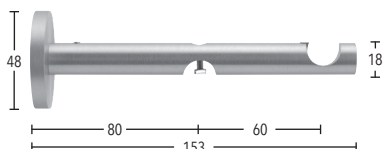




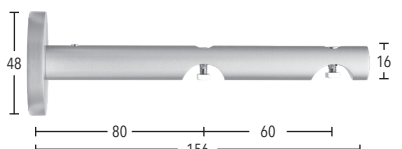


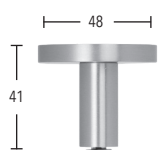
- |   |                        |
|---|------------------------|
|  | -08<br>sat. aluminium  |
|  | -16<br>stainless steel |
|  | -157<br>matt black     |
|  | -170<br>anthracite     |
|  | -210<br>rust           |

# Ø 20 mm Accessories

	ARTICLE	FINISH	ARTICLE NO.		
	<b>ALUMINIUM-TUBE</b> Ø 20 mm  Price € per metre standard length 6 m	sat. aluminium matt black anthracite rust	800-20-08 -157 -170 -210	fix length (cut to size)	std. length
	<b>STAINLESS STEEL-TUBE</b> Ø 20 mm  Price € per metre standard length 6 m	stainless steel	11900-20-16	fix length (cut to size)	std. length
	<b>ALUMINIUM-RAIL</b> Ø 20 mm  Price € per metre standard length 6 m	sat. aluminium stainless steel matt black anthracite rust	808-20-08 -16 -157 -170 -210	fix length (cut to size)	std. length
	<b>END CAP ROSSANO</b> for Ø 20 mm  PU = 10	sat. aluminium stainless steel matt black anthracite rust	124020-08 -16 -157 -170 -210		
	<b>END CAP ALEA</b> for Ø 20 mm flush finial to fit with tube / rail of equal diameter  PU = 10	sat. aluminium stainless steel matt black anthracite rust	124120-08 -16 -157 -170 -210		
	<b>FINIAL SELVA</b> for Ø 20 mm flush finial to fit with tube / rail of equal diameter  PU = 2	sat. aluminium stainless steel matt black anthracite rust	3447-20-08 -16 -157 -170 -210		
	<b>FINIAL TERMOLI</b> for Ø 20 mm flush finial to fit with tube / rail of equal diameter  PU = 2	sat. aluminium stainless steel matt black anthracite rust	3520-20-08 -16 -157 -170 -210		
	<b>FINIAL ALDARA</b> for Ø 20 mm flush finial to fit with tube / rail of equal diameter  PU = 1	sat. aluminium stainless steel matt black anthracite rust	3453-20-08 -16 -157 -170 -210		
	<b>WALL BRACKET</b> single, wall ext. 50 mm for Ø 20 mm tubes  PU = 6	sat. aluminium stainless steel matt black anthracite rust	11850-20-08 -16 -157 -170 -210		
	<b>WALL BRACKET (System 1-)</b> single, wall ext. 80 mm for Ø 20 mm tubes  PU = 6	sat. aluminium stainless steel matt black anthracite rust	11800-20-08 -16 -157 -170 -210		




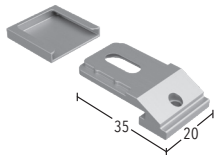
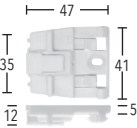







# Ø 20 mm Accessories

	ARTICLE	FINISH	ARTICLE NO.
	<b>WALL BRACKET (System 2-)</b> double, wall ext. 80/140 mm for Ø 20 mm tubes  PU = 6	sat. aluminium stainless steel matt black anthracite rust	11802-20-08 -16 -157 -170 -210
	<b>COMBINATION-WALL BRACKET</b> double, wall ext. 80/140 mm 1. Lauf Rohr / 2. Lauf Profil for Ø 20 mm tubes / Profile  PU = 6	stainless steel	11877-16
	<b>EXTENSION</b> length 40 mm for wall bracket art. no. 11850-20, 11800-20, 11802-20 and 11877  PU = 2	sat. aluminium stainless steel matt black anthracite rust	11800-40-08 -16 -157 -170 -210
	<b>EXTENSION</b> length 80 mm for wall bracket art. no. 11850-20, 11800-20, 11802-20 and 11877  PU = 2	sat. aluminium stainless steel matt black anthracite rust	11800-80-08 -16 -157 -170 -210
	<b>WALL BRACKET</b> single, wall ext. 50 mm for Ø 20 mm rails  PU = 6	sat. aluminium stainless steel matt black anthracite rust	11870-50-08 -16 -157 -170 -210
	<b>WALL BRACKET (System 4-)</b> single, wall ext. 80 mm for Ø 20 mm rails  PU = 6	sat. aluminium stainless steel matt black anthracite rust	11870-08 -16 -157 -170 -210
	<b>WALL BRACKET (System 5-)</b> double, wall ext. 80/140 mm for Ø 20 mm rails  PU = 6	sat. aluminium stainless steel matt black anthracite rust	11872-08 -16 -157 -170 -210
	<b>CEILING BRACKET 15 mm (System 15-)</b> single, ceiling ext. 33 mm for rails  PU = 10	sat. aluminium stainless steel matt black anthracite rust	11873-15-08 -16 -157 -170 -210
	<b>CEILING BRACKET 34 mm (System 16-)</b> single, ceiling ext. 52 mm for rails  PU = 10	sat. aluminium stainless steel matt black anthracite rust	11873-30-08 -16 -157 -170 -210
	<b>CEILING BRACKET 41 mm</b> single, ceiling ext. 59 mm for rails  PU = 10	sat. aluminium stainless steel matt black anthracite rust	11873-50-08 -16 -157 -170 -210




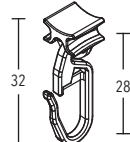

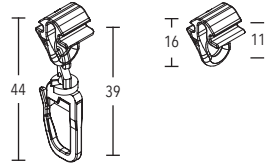
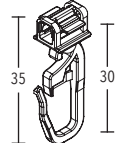

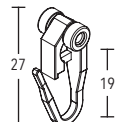
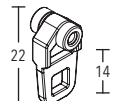
Ø 20 mm  
Stainless steel / Alu.

# Ø 20 mm Accessories

	ARTICLE	FINISH	ARTICLE NO.
	<b>EXTENSION</b> length 40 mm for wall- and ceiling bracket art. no. 11870-50, 11870, 11872 and 11873-50 PU = 2	sat. aluminium stainless steel matt black anthracite rust	11870-40-08 -16 -157 -170 -210
	<b>EXTENSION</b> length 80 mm for wall- and ceiling bracket art. no. 11870-50, 11870, 11872 and 11873-50 PU = 2	sat. aluminium stainless steel matt black anthracite rust	11870-80-08 -16 -157 -170 -210
	<b>CEILING BRACKET 3 mm (System 13-)</b> single, ceiling ext. 21 mm for rails  PU = 10	silver white black	11592-00 -28 -157
	<b>CEILING BRACKET 3 mm (System 19-)</b> including borehole cover single, ceiling ext. 21 mm for rails  PU = 10	silver white black	11597-00 -28 -157
	<b>SNAP-IN-CEILING BRACKET 5 mm</b> single, ceiling ext. 23 mm Material: plastic for rails  PU = 10	white	11693-00
	<b>CEILING BRACKET 6 mm (System 14-)</b> single, ceiling ext. 24 mm for rails PU = 2 Note: For pole sets with the finish -16, use the bracket in -29.	sat. aluminium satined nickel matt black anthracite rust	11590-1-08 -29 -157 -170 -210
	<b>RECESS BRACKET</b> for Ø 20 mm  PU = 10	sat. aluminium stainless steel matt black anthracite rust	122020-08 -16 -157 -170 -210
	<b>RAIL CONNECTOR</b> for rails  PU = 10	silver	899-3-00
	<b>RAIL CONNECTOR</b> adjustable for rails  PU = 10 »Mitring see info page 32«	silver	899-3.1-01
	<b>TUBE CONNECTOR</b> for Ø 20 mm tubes  PU = 10	white	83020-000




# Ø 20 mm Accessories

	ARTICLE	FINISH	ARTICLE NO.
	<b>CONNECTOR (HINGED JOINT)</b> for Ø 20 mm tubes and Profile  PU = 1	sat. aluminium stainless steel matt black anthracite rust	122920-08 -16 -157 -170 -210
	<b>FLAT CURTAIN RING WITH PLASTIC INSERT</b> i.d. 27 mm / o.d. 34 mm  PU = 50	sat. aluminium stainless steel matt black anthracite rust	125820-08 -16 -157 -170 -210
	<b>SECONDARY RING CLIP</b> for flat curtain ring with plastic insert art. no. 125820  PU = 100	transparent silver black	844-00 -29 -57
	<b>GLIDER WITH SECONDARY RING CLIP</b> for rails  PU = 100	white grey black	739-00 -08 -57
	<b>GLIDER WITH EYELET</b> for rails  PU = 100	white grey black	740-00 -08 -57
	<b>HB-SNAP-IN GLIDER WITH SECONDARY RING CLIP turnable</b> <b>HB-SNAP-IN GLIDER WITH EYELET</b> snap-in / snap-out, removable for rails  PU = 100	white white	769-00 770-00
	<b>SNAP-IN GLIDER WITH SECONDARY RING CLIP</b> for rails  PU = 100	white grey black	742-00 -08 -57
	<b>SNAP-IN GLIDER WITH EYELET</b> for rails  PU = 100	white grey black	743-00 -08 -57
	<b>ROLLERGLIDER WITH SEC. RING CLIP</b> for rails  PU = 100	white grey black	741-00 -08 -57
	<b>ROLLERGLIDER WITH EYELET</b> for rails  PU = 100	white grey black	748-00 -08 -57

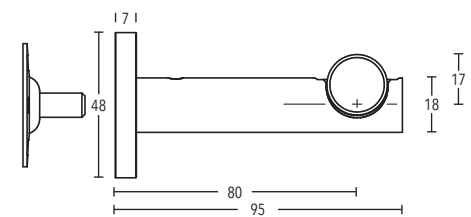
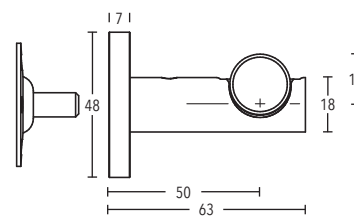
Ø 20 mm  
Stainless steel / Alu.

# Ø 20 mm Accessories / Illustrations


	ARTICLE	FINISH	ARTICLE NO.
	<b>DRAPERY DIVIDER „ANTI-SLIP“</b> for rails  PU = 100	white grey black	799-20-00 -08 -57
	<b>DRAPERY DIVIDER „ANTI-SLIP“</b> with recess masking for rails  PU = 100	white grey black	799-40-00 -08 -57
	<b>CURTAIN HOOK</b> <b>CURTAIN DOUBLE HOOK</b>  PU = 100	white white	869-00 853-00



Wall bracket tube installation  
art. no. 11850-20 + 11800-20



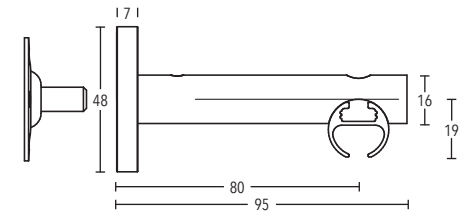
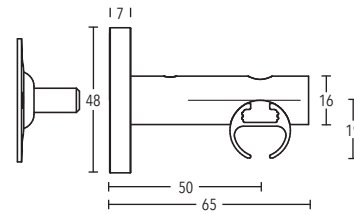
# Ø 20 mm Illustrations



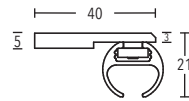
Extension  
art. no. 11800-40 + 11800-80



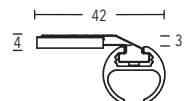
Wall bracket rail installation  
art. no. 11870-50 + 11870



Ceiling bracket 3 mm  
art. no. 11592



Ceiling bracket 3 mm  
art. no. 11597



Ø 20 mm  
Stainless steel / Alu.

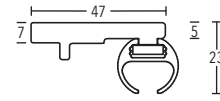


# Ø 20 mm Illustrations


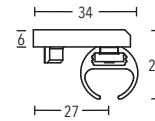
---




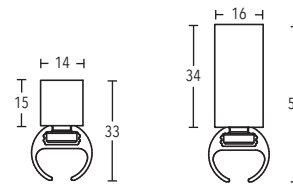
Snap-in-ceiling bracket 5 mm  
art. no. 11693-00



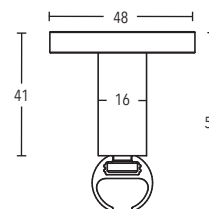
Ceiling bracket 6 mm  
art. no. 11590-1



Ceiling bracket 15 mm + 34 mm  
art. no. 11873-15 + 11873-30



Ceiling bracket 41 mm  
art. no. 11873-50


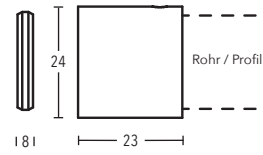


# Ø 20 mm Illustrations

---



Recess bracket  
art. no. 122020



Connector (hinged joint)  
art. no. 122920



Rail connector  
art. no. 899-3-00



Rail connector, adjustable  
art. no. 899-3.1-01



Tube connector  
art. no. 83020-000



# BÜSCHE

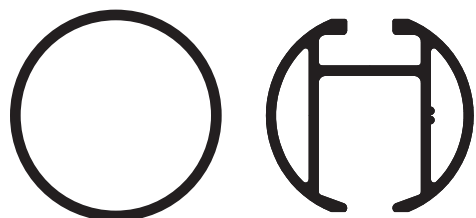
## INSIDE

Ø 28 mm

---

ant. brass matt

Pole set no. 1-2839-70



### Available finishes:



-22 polished chrome



-23 polished brass



-24 satined brass



-29 satined nickel



-70 ant. brass matt



-157 matt black



-170 anthracite







Ø 28 mm




# Ø 28 mm Decorative Pole Sets

WALL- AND CEILING INSTALLATION / ROD SINGLE/DOUBLE / RAIL SINGLE/DOUBLE


---



SELVA - matt black - Page 142 - Pole set no. 4-2871-157




PESCARA - satined nickel - Page 144 - Pole set no. 4-2808-29




BOLOGNA - satined brass - Page 144 - Pole set no. 1-2807-24

AVAILABLE FINISHES



ALASSIO - satined nickel - Page 144 - Pole set no. 1-2804-29



ALDARA - ant. brass matt - Page 142 - Pole set no. 4-2839-70



ARDEA - polished chrome - Page 148 - Pole set no. 5-2847-22

Ø 28 mm




# Ø 28 mm Decorative Pole Sets

WALL- AND CEILING INSTALLATION / ROD SINGLE/DOUBLE / RAIL SINGLE/DOUBLE


---



ROSSANO - anthracite - Page 140 - Pole set no. 4-2800-170



PEROSA - satined nickel - Page 144 - Pole set no. 1-2805-29




NAPOLI - polished brass - Page 146 - Pole set no. 4-2811-23


AVAILABLE FINISHES



ALEA - matt black - Page 138 - Pole set no. 15-2890-157



ROMA - polished brass - Page 146 - Pole set no. 1-2813-23



VERONA - ant. brass matt - Page 146 - Pole set no. 4-2812-70

Ø 28 mm




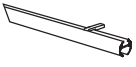

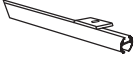

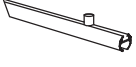

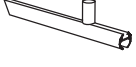

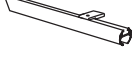
# Ø 28 mm Decorative Pole Sets

## CEILING INSTALLATION / RAIL SINGLE

### ORDER STEPS


#### 1. System

13-2800-22-200

- |     |   |   |                    |
|-----|---|---|--------------------|
| 13- |    |    | Ceiling ext. 29 mm |
| 14- |    |    | Ceiling ext. 32 mm |
| 15- |    |    | Ceiling ext. 41 mm |
| 16- |    |    | Ceiling ext. 60 mm |
| 19- |  |  | Ceiling ext. 29 mm |

#### 2. Pole set no.


13-2800-22-200


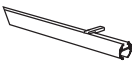

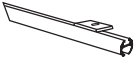

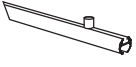

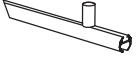

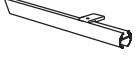


**ROSSANO**  
2800

#### 3. Finish code

13-2800-22-200

- |   |                        |
|---|------------------------|
|    | -157<br>matt black     |
|    | -170<br>anthracite     |
|    | -22<br>pol. chrome     |
|    | -23<br>polished brass  |
|    | -24<br>satined brass   |
|   | -29<br>satined nickel  |
|  | -70<br>ant. brass matt |

- |     |   |   |                    |
|-----|---|---|--------------------|
| 13- |  |  | Ceiling ext. 29 mm |
| 14- |  |  | Ceiling ext. 32 mm |
| 15- |  |  | Ceiling ext. 41 mm |
| 16- |  |  | Ceiling ext. 60 mm |
| 19- |  |  | Ceiling ext. 29 mm |



**ALEA flush<sup>1)</sup>**  
2890

- |   |                        |
|---|------------------------|
|  | -157<br>matt black     |
|  | -170<br>anthracite     |
|  | -22<br>pol. chrome     |
|  | -23<br>polished brass  |
|  | -24<br>satined brass   |
|  | -29<br>satined nickel  |
|  | -70<br>ant. brass matt |

<sup>1)</sup> flush finial to fit with tube / rail of equal diameter





# Ø 28 mm Decorative Pole Sets

WALL INSTALLATION / ROD SINGLE/DOUBLE / RAIL SINGLE/DOUBLE

## ORDER STEPS


### 1. System

1-2800-23-200

- 1-  Single rod  
Wall ext. 80 mm
- 2-  Double rod  
Wall ext. 80/160 mm
- 4-  Single rail  
Wall ext. 80 mm
- 5-  Double rail  
Wall ext. 80/140 mm

### 2. Pole set no.

1-2800-23-200








**ROSSANO**  
2800

### 3. Finish code

1-2800-23-200

-  -157  
matt black
-  -170  
anthracite
-  -22  
pol. chrome
-  -23  
polished brass
-  -24  
satined brass
-  -29  
satined nickel
-  -70  
ant. brass matt

- 1-  Single rod  
Wall ext. 80 mm
- 2-  Double rod  
Wall ext. 80/160 mm
- 4-  Single rail  
Wall ext. 80 mm
- 5-  Double rail  
Wall ext. 80/140 mm



**ALEA flush<sup>1)</sup>**  
2890

-  -157  
matt black
-  -170  
anthracite
-  -22  
pol. chrome
-  -23  
polished brass
-  -24  
satined brass
-  -29  
satined nickel
-  -70  
ant. brass matt

<sup>1)</sup> flush finial to fit with tube / rail of equal diameter







# Ø 28 mm Decorative Pole Sets

WALL INSTALLATION / ROD SINGLE/DOUBLE / RAIL SINGLE/DOUBLE

## ORDER STEPS

### 1. System

1-2871-23-200

- 1-  Single rod  
Wall ext. 80 mm
- 2-  Double rod  
Wall ext. 80/160 mm
- 4-  Single rail  
Wall ext. 80 mm
- 5-  Double rail  
Wall ext. 80/140 mm

### 2. Pole set no.

1-2871-23-200







<sup>1)</sup> flush finial to fit with tube / rail of equal diameter

### 3. Finish code

1-2871-23-200



- 1-  Single rod  
Wall ext. 80 mm
- 2-  Double rod  
Wall ext. 80/160 mm
- 4-  Single rail  
Wall ext. 80 mm
- 5-  Double rail  
Wall ext. 80/140 mm



<sup>1)</sup> flush finial to fit with tube / rail of equal diameter







# Ø 28 mm Decorative Pole Sets

WALL INSTALLATION / ROD SINGLE/DOUBLE / RAIL SINGLE/DOUBLE

## ORDER STEPS

### 1. System

1-2804-24-200

- 1-  Single rod  
Wall ext. 80 mm
- 2-  Double rod  
Wall ext. 80/160 mm
- 4-  Single rail  
Wall ext. 80 mm
- 5-  Double rail  
Wall ext. 80/140 mm

### 2. Pole set no.

1-2804-24-200



**BOLOGNA**  
2807








**PESCARA**  
2808

### 3. Finish code


1-2804-24-200



- 1-  Single rod  
Wall ext. 80 mm
- 2-  Double rod  
Wall ext. 80/160 mm
- 4-  Single rail  
Wall ext. 80 mm
- 5-  Double rail  
Wall ext. 80/140 mm



**ALASSIO**  
2804



**PEROSA**  
2805



# Ø 28 mm Decorative Pole Sets

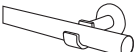
WALL INSTALLATION / ROD SINGLE/DOUBLE / RAIL SINGLE/DOUBLE

## ORDER STEPS

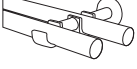
### 1. System

1-2811-23-200

1-  Single rod

 Wall ext. 80 mm

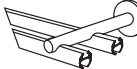
2-  Double rod

 Wall ext. 80/160 mm

4-  Single rail

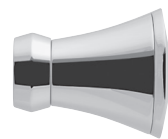
 Wall ext. 80 mm

5-  Double rail

 Wall ext. 80/140 mm

### 2. Pole set no.

1-2811-23-200



**NAPOLI**  
2811




**VERONA**  
2812

### 3. Finish code

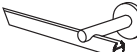
1-2811-23-200



1-  Single rod

 Wall ext. 80 mm

4-  Single rail

 Wall ext. 80 mm

5-  Double rail

 Wall ext. 80/140 mm



**ROMA**  
2813





# Ø 28 mm Decorative Pole Sets

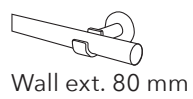
WALL INSTALLATION / ROD SINGLE/DOUBLE / RAIL SINGLE/DOUBLE

## ORDER STEPS

### 1. System

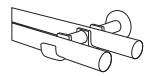
1-2847-24-200

1-  Single rod



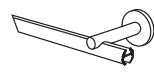
Wall ext. 80 mm

2-  Double rod




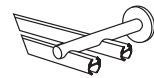
Wall ext. 80/160 mm

4-  Single rail



Wall ext. 80 mm

5-  Double rail



Wall ext. 80/140 mm

### 2. Pole set no.


1-2847-24-200



**ARDEA**  
2847

### 3. Finish code

1-2847-24-200



# Ø 28 mm Decorative Pole Sets

WALL INSTALLATION / ROD SINGLE

## ORDER STEPS

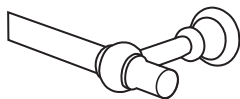
### 1. System

1-2870-23-200

1-




Single rod



Wall ext. 175 mm

### 2. Pole set no.

1-2870-23-200



**ROSSANO**

2870

### 3. Finish code

1-2870-23-200



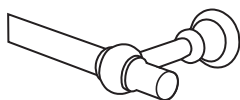
-23

polished brass

1-



Single rod



Wall ext. 175 mm



**SONDRIO**

2851



-23

polished brass

# Ø 28 mm Decorative Pole Sets

CEILING INSTALLATION / ROD SINGLE

## ORDER STEPS

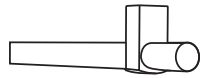
### 1. System

11-2800-24-200

11-




Single rod



Ceiling ext. 16 mm

### 2. Pole set no.

11-2800-24-200



**ROSSANO**  
2800

### 3. Finish code

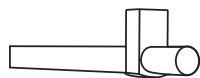
11-2800-24-200




11-



Single rod



Ceiling ext. 16 mm


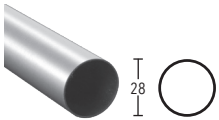
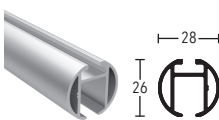


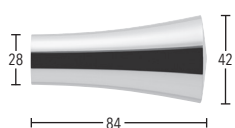
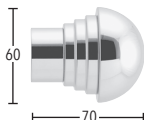
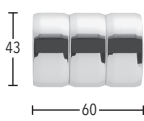
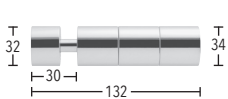
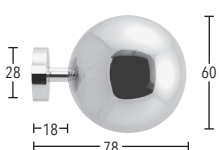


**ALEA** flush<sup>1)</sup>  
2890

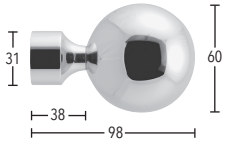
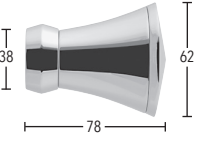
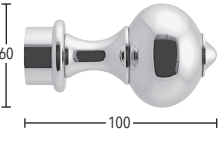
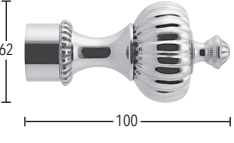


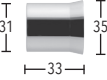
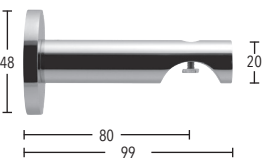
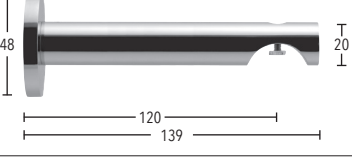
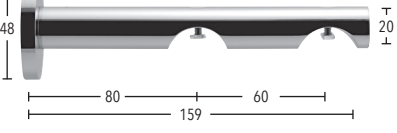




# Ø 28 mm Accessories

	ARTICLE	FINISH	ARTICLE NO.		
	<b>SOLID BRASS TUBE</b> Ø 28 mm  Price € per metre standard length 5 m	polished chrome polished brass satined brass satined nickel ant. brass matt	800-28-22 -23 -24 -29 -70	fix length (cut to size)	std. length
	<b>ALUMINIUM-TUBE</b> Ø 28 mm  Price € per metre standard length 6 m	matt black anthracite	800-28-157 -170	fix length (cut to size)	std. length
	<b>ALUMINIUM-RAIL</b> Ø 28 mm  Price € per metre standard length 6 m	polished chrome brass high pol. lacquered satined brass satined nickel ant. brass matt matt black anthracite	808-28-22 -323 -24 -29 -70 -157 -170	fix length (cut to size)	std. length
	<b>END CAP ROSSANO</b> for Ø 28 mm  PU = 10	polished chrome polished brass satined brass satined nickel ant. brass matt matt black anthracite	124028-22 -23 -24 -29 -70 -157 -170		
	<b>END CAP ALEA</b> for Ø 28 mm flush finial to fit with tube / rail of equal diameter  PU = 10	polished chrome polished brass satined brass satined nickel ant. brass matt matt black anthracite	124128-22 -23 -24 -29 -70 -157 -170		
	<b>FINIAL SELVA</b> for Ø 28 mm flush finial to fit with tube / rail of equal diameter  PU = 1	polished chrome polished brass satined brass satined nickel ant. brass matt matt black anthracite	3447-28-22 -23 -24 -29 -70 -157 -170		
	<b>FINIAL PEROSA</b> for Ø 28 mm  PU = 1	polished chrome polished brass satined brass satined nickel ant. brass matt	665-22 -23 -24 -29 -70		
	<b>FINIAL BOLOGNA</b> for Ø 28 mm  PU = 1	polished chrome polished brass satined brass satined nickel ant. brass matt	680-22 -23 -24 -29 -70		
	<b>FINIAL PESCARA</b> for Ø 28 mm  PU = 1	polished chrome polished brass satined brass satined nickel ant. brass matt	690-22 -23 -24 -29 -70		
	<b>FINIAL ALDARA</b> for Ø 28 mm flush finial to fit with tube / rail of equal diameter  PU = 1	polished chrome polished brass satined brass satined nickel ant. brass matt matt black anthracite	3453-28-22 -23 -24 -29 -70 -157 -170		

# Ø 28 mm Accessories

	ARTICLE	FINISH	ARTICLE NO.
	<b>FINIAL ALASSIO</b> for Ø 28 mm  PU = 1	polished chrome polished brass satined brass satined nickel ant. brass matt	3362-22 -23 -24 -29 -70
	<b>FINIAL NAPOLI</b> for Ø 28 mm  PU = 1	polished brass ant. brass matt	610-23 -70
	<b>FINIAL VERONA</b> for Ø 28 mm  PU = 1	polished brass ant. brass matt	650-23 -70
	<b>FINIAL ROMA</b> for Ø 28 mm  PU = 1	polished brass ant. brass matt	660-23 -70
	<b>FINIAL SONDRIO</b> for Ø 28 mm  PU = 1	polished brass	128528-23
	<b>FINIAL ARDEA</b> <b>ASFOUR CRYSTAL</b> with thread socket please order separately for Ø 28 mm PU = 2	crystal	3389-100
	<b>SOCKET</b> with internal thread for assembly art. no. 3389-100 for Ø 28 mm  PU = 2	polished chrome polished brass satined brass satined nickel ant. brass matt	3389/1-22 -23 -24 -29 -70
	<b>WALL BRACKET (System 4-)</b> single, wall ext. 80 mm for Ø 28 mm rails  PU = 6	polished chrome polished brass satined brass satined nickel ant. brass matt matt black anthracite	11670-22 -23 -24 -29 -70 -157 -170
	<b>WALL BRACKET</b> single, wall ext. 120 mm for Ø 28 mm rails  PU = 2	polished chrome polished brass satined brass satined nickel ant. brass matt matt black anthracite	11670-120-22 -23 -24 -29 -70 -157 -170
	<b>WALL BRACKET (System 5-)</b> double, wall ext. 80/140 mm for Ø 28 mm rails  PU = 6	polished chrome polished brass satined brass satined nickel ant. brass matt matt black anthracite	11672-22 -23 -24 -29 -70 -157 -170

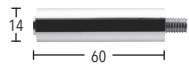
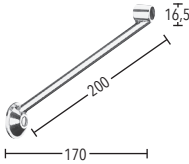

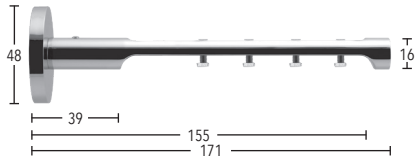
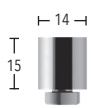

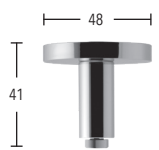
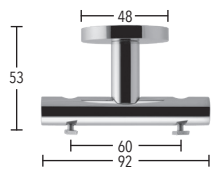


Ø 28 mm

# Ø 28 mm Accessories


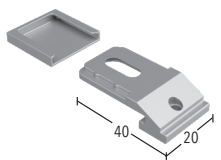
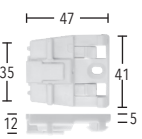

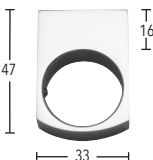
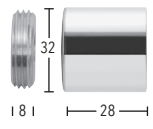

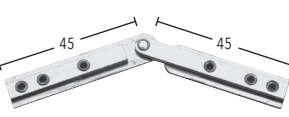



	ARTICLE	FINISH	ARTICLE NO.
	<b>WALL BRACKET</b> double, wall ext. 80/170 mm with big wallplate for Ø 28 mm rails  PU = 2	polished chrome polished brass satined brass satined nickel ant. brass matt matt black	11672-170-22 -23 -24 -29 -70 -57
	<b>WALL BRACKET</b> double, wall ext. 90/190 mm with big wallplate for Ø 28 mm rails  PU = 2	polished chrome polished brass satined brass satined nickel ant. brass matt matt black	11672-190-22 -23 -24 -29 -70 -57
	<b>WALL BRACKET</b> double, wall ext. 110/220 mm with big wallplate for Ø 28 mm rails  PU = 2	polished chrome polished brass satined brass satined nickel ant. brass matt matt black	11672-220-22 -23 -24 -29 -70 -57
	<b>WALL BRACKET (System 1-)</b> single, wall ext. 80 mm for Ø 28 mm tubes  PU = 2	polished chrome polished brass satined brass satined nickel ant. brass matt matt black anthracite	400-80-22 -23 -24 -29 -70 -57 -170
	<b>WALL BRACKET (System 2-)</b> double, wall ext. 80/160 mm for Ø 28 mm tubes  PU = 2	polished chrome polished brass satined brass satined nickel ant. brass matt matt black anthracite	402-80-22 -23 -24 -29 -70 -57 -170
	<b>WALL BRACKET ROMA (System 1-)</b> single, wall ext. 80 mm for Ø 28 mm tubes  PU = 2	polished brass ant. brass matt	730-23 -70
	<b>EXTENSION</b> length 40 mm for wall bracket art. no. 11670, 11672, 40x and 730  PU = 2	polished chrome polished brass satined brass satined nickel ant. brass matt matt black anthracite	706-22 -23 -24 -29 -70 -157 -170
	<b>EXTENSION</b> length 80 mm for wall bracket art. no. 11670, 11672, 40x and 730  PU = 2	polished chrome polished brass satined brass satined nickel ant. brass matt matt black anthracite	707-22 -23 -24 -29 -70 -157 -170
	<b>SUPPORTING BRACKET</b> can be cut for wall bracket art. no. 11670, 11672, 40x and 730  PU = 2	polished chrome polished brass satined brass satined nickel ant. brass matt matt black	11950-28.2-22 -23 -24 -29 -70 -57
	<b>WALL BRACKET</b> Single, wall ext. 145 mm, can be cut for Ø 28 mm tubes  PU = 2	polished chrome polished brass satined brass satined nickel ant. brass matt	11950-28-22 -23 -24 -29 -70




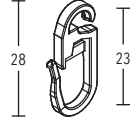


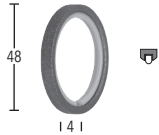
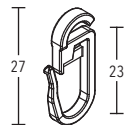

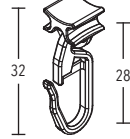

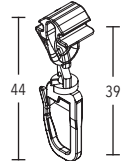
# Ø 28 mm Accessories

	ARTICLE	FINISH	ARTICLE NO.
	<b>EXTENSION</b> length 60 mm for wall bracket art. no. 11950-28  PU = 2	polished chrome polished brass satined brass satined nickel ant. brass matt	11953-28-22 -23 -24 -29 -70
	<b>SUPPORTING BRACKET</b> can be cut for wall bracket art. no. 11950-28  PU = 2	polished chrome polished brass satined brass satined nickel ant. brass matt	11950-28.1-22 -23 -24 -29 -70
	<b>WALL BRACKET</b> single, wall ext. 175 mm, can be cut for Ø 28 mm tubes  PU = 2	polished brass	11970-23
	<b>MULTI-WALL BRACKET</b> for mounting of 1-4 rails wall ext. 50 - 155 mm for Ø 28 mm  PU = 2	polished chrome polished brass satined brass satined nickel ant. brass matt	11678-22 -23 -24 -29 -70
	<b>CEILING BRACKET 15 mm (System 15-)</b> single, ceiling ext. 41 mm for rails  PU = 10	polished chrome polished brass satined brass satined nickel ant. brass matt matt black anthracite	11873-15-22 -23 -24 -29 -70 -157 -170
	<b>CEILING BRACKET 34 mm (System 16-)</b> single, ceiling ext. 60 mm for rails  PU = 10	polished chrome polished brass satined brass satined nickel ant. brass matt matt black anthracite	11873-30-22 -23 -24 -29 -70 -157 -170
	<b>CEILING BRACKET 41 mm</b> single, ceiling ext. 67 mm for rails  PU = 10	polished chrome polished brass satined brass satined nickel ant. brass matt matt black anthracite	11873-50-22 -23 -24 -29 -70 -157 -170
	<b>CEILING BRACKET 53 mm</b> double, ceiling ext. 79 mm for rails  PU = 10	polished chrome polished brass satined brass satined nickel ant. brass matt	11874-22 -23 -24 -29 -70
	<b>EXTENSION</b> length 40 mm for wall bracket art. no. 11678, 11873-50 and 11874  PU = 2	polished chrome polished brass satined brass satined nickel ant. brass matt matt black anthracite	11870-40-22 -23 -24 -29 -70 -157 -170
	<b>EXTENSION</b> length 80 mm for wall bracket art. no. 11678, 11873-50 and 11874  PU = 2	polished chrome polished brass satined brass satined nickel ant. brass matt matt black anthracite	11870-80-22 -23 -24 -29 -70 -157 -170

# Ø 28 mm Accessories

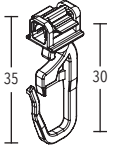
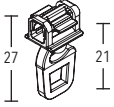
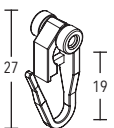
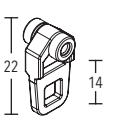
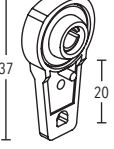
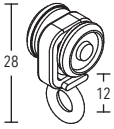
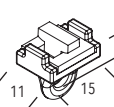
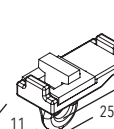
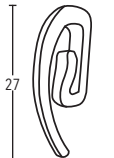
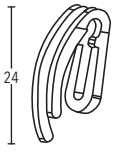
	ARTICLE	FINISH	ARTICLE NO.
	<b>CEILING BRACKET 3 mm (System 13-)</b> single, ceiling ext. 29 mm for rails  PU = 10	silver white black	11592-00 -28 -157
	<b>CEILING BRACKET 3 mm (System 19-)</b> including borehole cover single, ceiling ext. 29 mm for rails  PU = 10	silver white black	11597-00 -28 -157
	<b>SNAP-IN-CEILING BRACKET 5 mm</b> single, ceiling ext. 31 mm Material: plastic for rails  PU = 10	white	11693-00
	<b>CEILING BRACKET 6 mm (System 14-)</b> single, ceiling ext. 32 mm for rails  PU = 2	polished chrome polished brass satined brass satined nickel ant. brass matt matt black anthracite	11590-1-22 -23 -24 -29 -70 -157 -170
	<b>CEILING BRACKET 47 mm (System 11-)</b> single, ceiling ext. 16 mm for tubes  PU = 2	polished chrome polished brass satined brass satined nickel ant. brass matt	11593-28-22 -23 -24 -29 -70
	<b>RECESS BRACKET</b> for Ø 28 mm  PU = 10	polished chrome polished brass satined brass satined nickel ant. brass matt matt black anthracite	122028-22 -23 -24 -29 -70 -157 -170
	<b>RAIL CONNECTOR</b> for rails  PU = 10	silver	899-3-00
	<b>RAIL CONNECTOR</b> adjustable for rails PU = 10 »Mitrung see info page 32«	silver	899-3.1-01
	<b>TUBE CONNECTOR</b> for Ø 28 mm tubes  PU = 10	white	83028-000
	<b>CONNECTOR (HINGED JOINT)</b> for Ø 28 mm tubes and rails PU = 1	polished chrome polished brass satined brass satined nickel ant. brass matt matt black anthracite	122928-22 -23 -24 -29 -70 -157 -170
	<b>CURTAIN RING</b> i.d. 36 mm, o.d. 46 mm  PU = 50	polished chrome polished brass satined brass satined nickel ant. brass matt	125028-22 -23 -24 -29 -70

# Ø 28 mm Accessories


	ARTICLE	FINISH	ARTICLE NO.
	<b>CURTAIN RING WITH PLASTIC INSERT</b> i.d. 39 mm / o.d. 51 mm  PU = 50	polished chrome polished brass satined brass satined nickel ant. brass matt	125530-22 -23 -24 -29 -70
	<b>SECONDARY RING CLIP</b> eyelet i.d. 5 mm for Gardinenringe art. no. 125028 and 125530  PU = 100	transparent gold silver brown	818-5-00 -24 -29 -70
	<b>CURTAIN RING WITH EYELET</b> and plastic insert i.d. 39 mm / o.d. 51 mm  PU = 50	polished chrome polished brass satined brass satined nickel ant. brass matt	125630-22 -23 -24 -29 -70
	<b>FLAT CURTAIN RING WITH PLASTIC INSERT</b> i.d. 39 mm / o.d. 48 mm  PU = 50	polished chrome polished brass satined brass satined nickel ant. brass matt matt black	125830-22 -23 -24 -29 -70 -57
	<b>FLAT CURTAIN RING WITH PLASTIC INSERT</b> i.d. 43 mm / o.d. 48 mm  PU = 50	anthracite matt black	125824-170 -57
	<b>SECONDARY RING CLIP</b> for flat curtain ring art. no. 125830 and 125824  PU = 100	transparent gold silver black brown	844-00 -24 -29 -57 -70
	<b>FLAT CURTAIN RING WITH EYELET</b> and plastic insert i.d. 39 mm / o.d. 48 mm  PU = 50	polished chrome polished brass satined brass satined nickel ant. brass matt matt black	125930-22 -23 -24 -29 -70 -57
	<b>GLIDER WITH SECONDARY RING CLIP</b> for rails  PU = 100	white grey black	739-00 -08 -57
	<b>GLIDER WITH EYELET</b> for rails  PU = 100	white grey black	740-00 -08 -57
	<b>HB-SNAP-IN GLIDER WITH SECONDARY RING CLIP turnable</b> <b>HB-SNAP-IN GLIDER WITH EYELET</b> snap-in / snap-out, removable for rails  PU = 100	white white	769-00 770-00



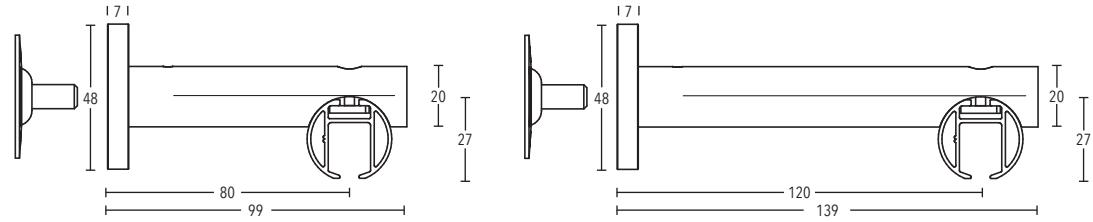
# Ø 28 mm Accessories

	ARTICLE	FINISH	ARTICLE NO.
	<b>SNAP-IN GLIDER WITH SECONDARY RING CLIP</b> for rails  PU = 100	white grey black	742-00 -08 -57
	<b>SNAP-IN GLIDER WITH EYELET</b> for rails  PU = 100	white grey black	743-00 -08 -57
	<b>ROLLERGLIDER WITH SEC. RING CLIP</b> for rails  PU = 100	white grey black	741-00 -08 -57
	<b>ROLLERGLIDER WITH EYELET</b> for rails  PU = 100	white grey black	748-00 -08 -57
	<b>ROLLERGLIDER WITH BALL BEARING</b> for rails  PU = 100	white	845-00
	<b>ROLLERGLIDER WITH EASY RUNNING ROLLERS</b> for rails  PU = 100	white	848-00
	<b>DRAPERY DIVIDER „ANTI-SLIP“</b> for rails  PU = 100	white grey black	799-20-00 -08 -57
	<b>DRAPERY DIVIDER „ANTI-SLIP“</b> with recess masking for rails  PU = 100	white grey black	799-40-00 -08 -57
	<b>CURTAIN HOOK</b> <b>CURTAIN DOUBLE HOOK</b>  PU = 100	white	869-00
		white	853-00

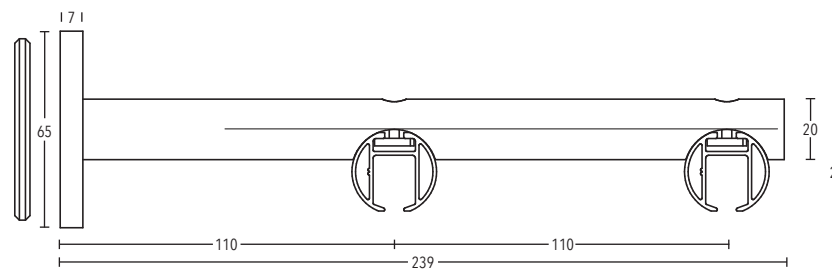
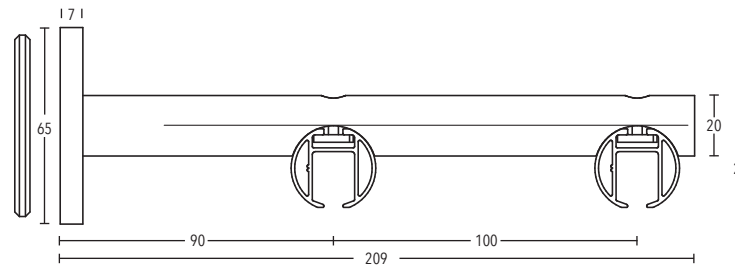
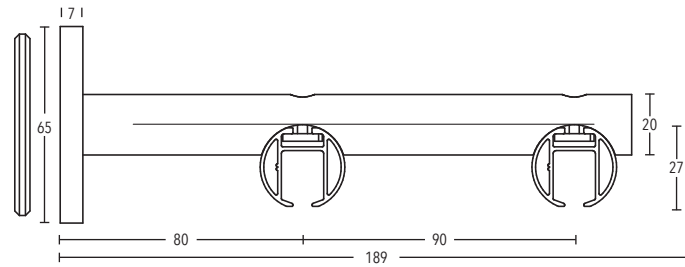
# Ø 28 mm Illustrations



Wall bracket rail installation  
art. no. 11670 + 11670-120

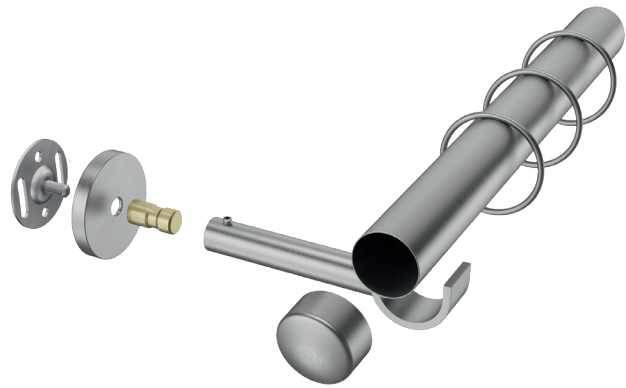


Wall bracket rail installation  
art. no. 11672-170 + 11672-190 + 11672-220


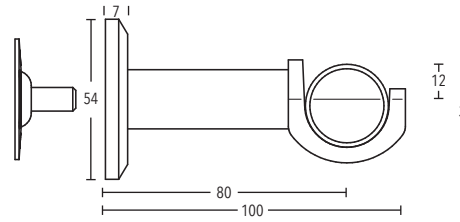


Ø 28 mm


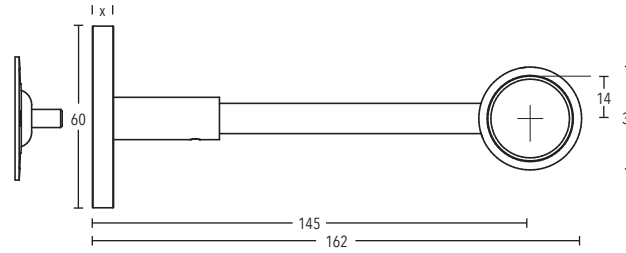
# Ø 28 mm Illustrations




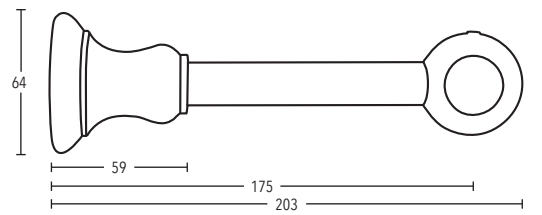
Wall bracket tube installation  
art. no. 400-80



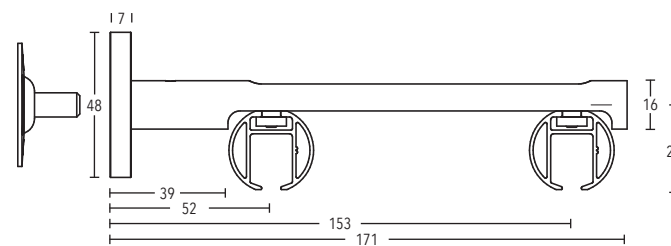
Wall bracket tube installation  
art. no. 11950-28



Wall bracket tube installation  
art. no. 11970



Multi-wall bracket rail installation  
art. no. 11678



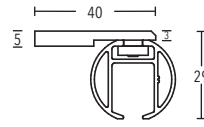


# Ø 28 mm Illustrations

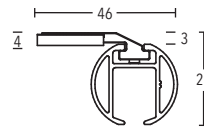
---



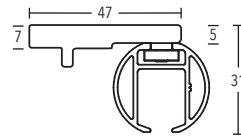
Ceiling bracket 3 mm  
art. no. 11592



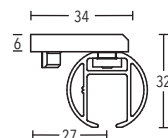
Ceiling bracket 3 mm  
art. no. 11597



Snap-in-ceiling bracket 5 mm  
art. no. 11693-00




Ceiling bracket 6 mm  
art. no. 11590-1


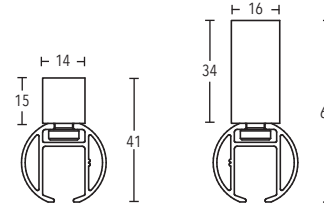


Ø 28 mm

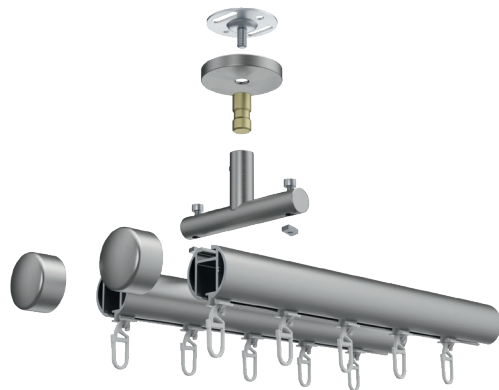
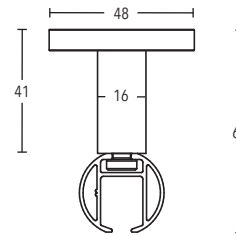
# Ø 28 mm Illustrations




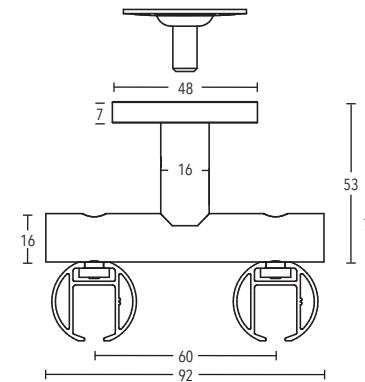
Ceiling bracket 15 mm + 34 mm  
art. no. 11873-15 + 11873-30



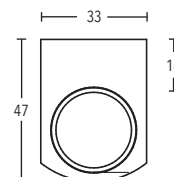
Ceiling bracket 41 mm  
art. no. 11873-50



Ceiling bracket 53 mm  
art. no. 11874




Ceiling bracket 47 mm tube installation  
art. no. 11593-28


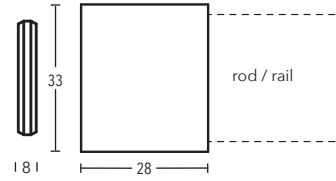


# Ø 28 mm Illustrations

---



Recess bracket  
art. no. 122028




Connector (hinged joint)  
art. no. 122928



Rail connector  
art. no. 899-3-00

Rail connector, adjustable  
art. no. 899-3.1-01

---



Tube connector  
art. no. 83028-000

---

Ø 28 mm



# BÜSCHE


## INSIDE

Ø 40 mm

---

white

Pole set no. 4-4090-28



Available finishes:



-28 white



-29 satined nickel



-157 matt black








Ø 40 mm



# Ø 40 mm Decorative Pole Sets

WALL- AND CEILING INSTALLATION / RAIL SINGLE/DOUBLE

---



ALEA - satined nickel - Page 184 - Pole set no. 4-4090-29



ALEA - matt black - Page 184 - Pole set no. 4-4090-157



AVAILABLE FINISHES



-28 white




-29 satined nickel



-157 matt black



ALEA - white - Page 184 - Pole set no. 4-4090-28



ALDARA - satined nickel - Page 186 - Pole set no. 4-4003-29

Ø 40 mm


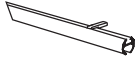

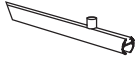

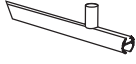


# Ø 40 mm Decorative Pole Sets

CEILING INSTALLATION / RAIL SINGLE + WALL INSTALLATION / RAIL SINGLE/DOUBLE

## ORDER STEPS


### 1. System

13-4090-29-200

- 13-  Single rail  Ceiling ext. 42 mm
- 15-  Single rail  Ceiling ext. 54 mm
- 16-  Single rail  Ceiling ext. 73 mm
- 17-  Single rail  Ceiling ext. 80 mm

### 2. Pole set no.

13-4090-29-200




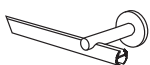

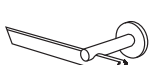



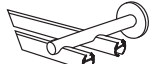
**ALEA** flush<sup>1)</sup>  
4090


<sup>1)</sup> flush finial to fit with tube / rail of equal diameter

### 3. Finish code

13-4090-29-200

-  -28 white
-  -157 matt black
-  -29 satined nickel

- 4-  Single rail  Wall ext. 100 mm
- 6-  Single rail  Wall ext. 100 mm  
big wall plate
- 5-  Double rail  Wall ext. 100/200 mm  
big wall plate
- 8-  Double rail  Wall ext. 110/235 mm  
big wall plate



**ALEA** flush<sup>1)</sup>  
4090

<sup>1)</sup> flush finial to fit with tube / rail of equal diameter

-  -28 white
-  -157 matt black
-  -29 satined nickel

# Ø 40 mm Decorative Pole Sets

WALL INSTALLATION / RAIL SINGLE/DOUBLE

## ORDER STEPS

### 1. System


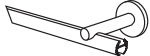

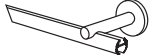

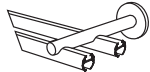

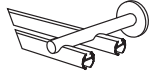
4-4003-29-200


### 2. Pole set no.

4-4003-29-200

### 3. Finish code

4-4003-29-200

- 4-    
Single rail Wall ext. 100 mm
- 6-    
Single rail Wall ext. 100 mm  
big wall plate
- 5-    
Double rail Wall ext. 100/200 mm  
big wall plate
- 8-    
Double rail Wall ext. 110/235 mm  
big wall plate



**ALDARA** flush<sup>1)</sup>  
4003

<sup>1)</sup> flush finial to fit with tube / rail of equal diameter



-28  
white



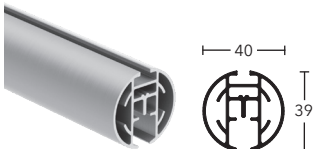




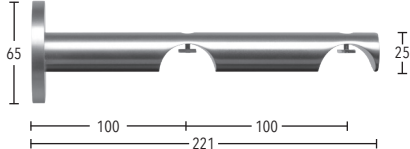
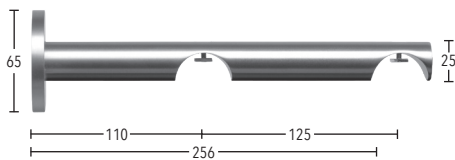

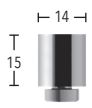

-157  
matt black



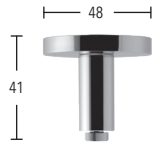

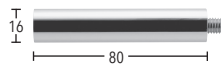

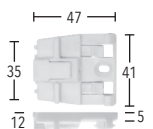


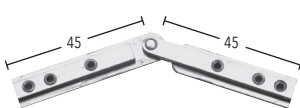
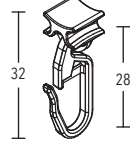
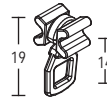
-29  
satined nickel



# Ø 40 mm Accessories

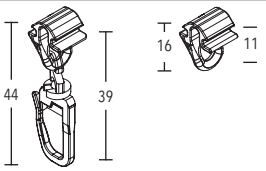
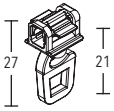
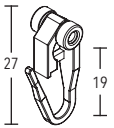
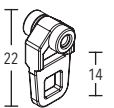
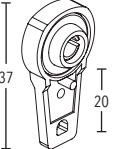
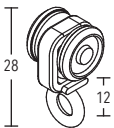
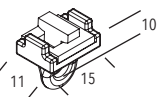
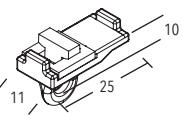
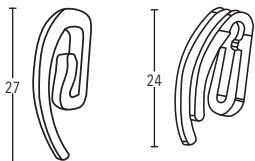
	ARTICLE	FINISH	ARTICLE NO.	
	<b>ALUMINIUM-RAIL</b> Ø 40 mm  Price € per metre standard length 6 m	white satined nickel matt black	809-40-28 -29 -157	fix length (cut to size)  std. length
	<b>END CAP ALEA</b> for Ø 40 mm flush finial to fit with tube / rail of equal diameter  PU = 10	white satined nickel matt black	124140-28 -29 -157	
	<b>FINIAL ALDARA</b> for Ø 40 mm flush finial to fit with tube / rail of equal diameter  PU = 1	white satined nickel matt black	3453-40-28 -29 -157	
	<b>WALL BRACKET (System 4-)</b> single, wall ext. 100 mm for Ø 40 mm rails  PU = 6	white satined nickel matt black	40970-28 -29 -157	
	<b>WALL BRACKET (System 6-)</b> single, wall ext. 100 mm with big wallplate 65 mm for Ø 40 mm rails  PU = 6	white satined nickel matt black	40870-28 -29 -157	
	<b>WALL BRACKET (System 5-)</b> double, wall ext. 100/200 mm with big wallplate 65 mm for Ø 40 mm rails  PU = 6	white satined nickel matt black	40872-28 -29 -157	
	<b>WALL BRACKET (System 8-)</b> double, wall ext. 110/235 mm with big wallplate 65 mm for Ø 40 mm rails  PU = 6	white satined nickel matt black	40872-235-28 -29 -157	
	<b>EXTENSION</b> length 40 mm for wall bracket art. no. 4087x and 40970  PU = 2	white satined nickel matt black	806-28 -29 -157	
	<b>CEILING BRACKET 15 mm (System 15-)</b> single, ceiling ext. 54 mm for rails  PU = 10	white satined nickel matt black	11873-15-28 -29 -157	
	<b>CEILING BRACKET 34 mm (System 16-)</b> single, ceiling ext. 73 mm for rails  PU = 10	white satined nickel matt black	11873-30-28 -29 -157	

# Ø 40 mm Accessories

	ARTICLE	FINISH	ARTICLE NO.
	<b>CEILING BRACKET 41 mm (System 17-)</b> single, ceiling ext. 80 mm for rails  PU = 10	white satined nickel matt black	11873-50-28 -29 -157
	<b>EXTENSION</b> length 40 mm for wall bracket art. no. 11873-50  PU = 2	white satined nickel matt black	11870-40-28 -29 -157
	<b>EXTENSION</b> length 80 mm for wall bracket art. no. 11873-50  PU = 2	white satined nickel matt black	11870-80-28 -29 -157
	<b>CEILING BRACKET 3 mm (System 13-)</b> single, ceiling ext. 42 mm for rails  PU = 10	silver white black	11592-00 -28 -157
	<b>SNAP-IN-CEILING BRACKET 5 mm</b> single, ceiling ext. 44 mm Material: plastic for rails  PU = 10	white	11693-00
	<b>RECESS BRACKET</b> for Ø 40 mm  PU = 10	white satined nickel matt black	122040-28 -29 -157
	<b>RAIL CONNECTOR</b> for rails  PU = 10	silver	899-3-00
	<b>RAIL CONNECTOR</b> adjustable for rails  PU = 10 »Mitrung see info page 32«	silver	899-3.1-01
	<b>GLIDER WITH SECONDARY RING CLIP</b> for rails  PU = 100	white grey black	739-00 -08 -57
	<b>GLIDER WITH EYELET</b> for rails  PU = 100	white grey black	740-00 -08 -57

Ø 40 mm


# Ø 40 mm Accessories

	ARTICLE	FINISH	ARTICLE NO.
	<b>HB-SNAP-IN GLIDER WITH SECONDARY RING CLIP turnable</b> <b>HB-SNAP-IN GLIDER WITH EYELET</b> snap-in / snap-out, removable for rails  PU = 100	white white	769-00 770-00
	<b>SNAP-IN GLIDER WITH SECONDARY RING CLIP</b> for rails  PU = 100	white grey black	742-00 -08 -57
	<b>SNAP-IN GLIDER WITH EYELET</b> for rails  PU = 100	white grey black	743-00 -08 -57
	<b>ROLLERGLIDER WITH SEC. RING CLIP</b> for rails  PU = 100	white grey black	741-00 -08 -57
	<b>ROLLERGLIDER WITH EYELET</b> for rails  PU = 100	white grey black	748-00 -08 -57
	<b>ROLLERGLIDER WITH BALL BEARING</b> for rails  PU = 100	white	845-00
	<b>ROLLERGLIDER WITH EASY RUNNING ROLLERS</b> for rails  PU = 100	white	848-00
	<b>DRAPERY DIVIDER „ANTI-SLIP“</b> for rails  PU = 100	white grey black	799-20-00 -08 -57
	<b>DRAPERY DIVIDER „ANTI-SLIP“</b> with recess masking for rails  PU = 100	white grey black	799-40-00 -08 -57
	<b>CURTAIN HOOK</b> <b>CURTAIN DOUBLE HOOK</b>  PU = 100	white white	869-00 853-00


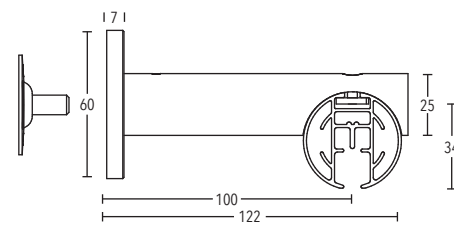


# Ø 40 mm Illustrations

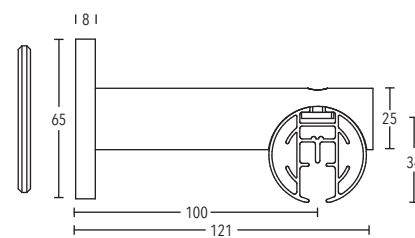
---



Wall bracket rail installation  
art. no. 40970



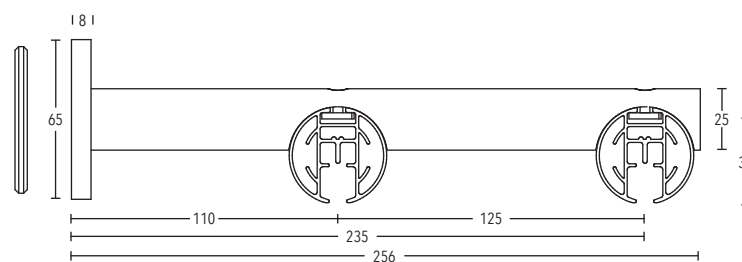
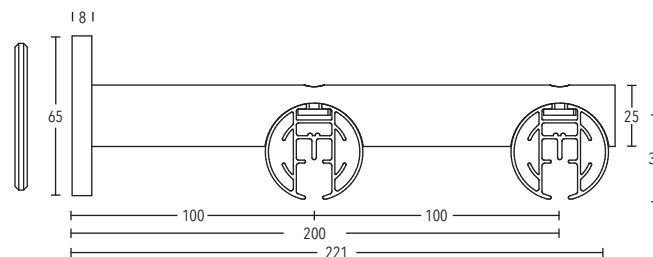
Wall bracket rail installation  
art. no. 40870




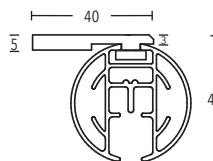
# Ø 40 mm Accessories



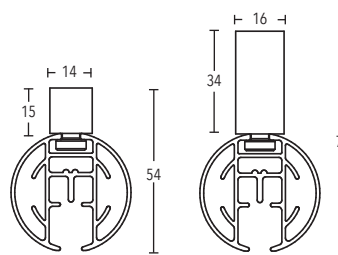
Wall bracket rail installation  
art. no. 40872 + 40872-235



Ceiling bracket 3 mm  
art. no. 11592




Ceiling bracket 15 mm + 34 mm  
art. no. 11873-15 + 11873-30


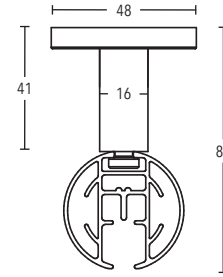


# Ø 40 mm Illustrations

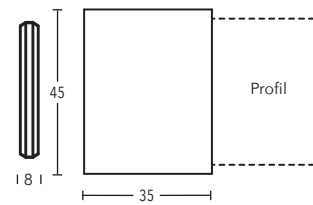
---



Ceiling bracket 41 mm  
art. no. 11873-50



Recess bracket  
art. no. 122040



Rail connector  
art. no. 899-3-00



Rail connector, adjustable  
art. no. 899-3.1-01



### Zubehör

---

#### Available finishes:



-16 / -116 stainless steel



-22 polished chrome




-23 polished brass



-24 satined brass




-28 white powder-coated



-29 satined nickel



-48 white matt



-70 ant. brass matt



-108 silver



-157 matt black



-170 anthracite

#### **Notes:**

Further accessories in the catalog VION









# Tie backs + Extensions



1311-24



1327-29



108080-116

	ARTICLE	FINISH	ARTICLE NO.
	<b>TIE BACK</b> wall extension ca. 80 mm complete with assembly accessories Material: Brass  PU = 1	polished brass satined brass satined nickel ant. brass matt	1311-23 -24 -29 -70
	<b>ROSETTE</b> , lose Material: Brass  PU = 10	polished brass satined brass satined nickel ant. brass matt	13110-23 -24 -29 -70
	<b>TIE BACK</b> wall extension ca. 80 mm complete with assembly accessories Material: Brass  PU = 1	polished brass satined brass satined nickel	1327-23 -24 -29
	<b>ROSETTE</b> , lose Material: Brass  PU = 10	polished brass satined brass satined nickel	13270-23 -24 -29
	<b>TIE BACK</b> wall extension ca. 80 mm complete with assembly accessories Material: stainless steel / aluminium  PU = 2	stainless steel matt black anthracite	108080-116 -157 -170
	<b>EXTENSION</b> length 80 mm for tie back art. no. 1327 Material: Brass  PU = 2	polished brass satined brass satined nickel ant. brass matt	1309-23 -24 -29 -70



# Spacer + Holdback + Gathering hook



142010-24



14510-29

	ARTICLE	FINISH	ARTICLE NO.
	<b>SPACER</b> with 2 „S“ hooks and hexagonal wall extension 100 mm Material: Brass PU = 10	polished chrome polished brass satined brass white powder-coated satined nickel ant. brass matt	14510-22 -23 -24 -28 -29 -70
	<b>SPACER</b> with 2 „S“ hooks and hexagonal wall extension 150 mm Material: Brass PU = 10	polished brass satined brass white powder-coated satined nickel ant. brass matt	14515-23 -24 -28 -29 -70
	<b>HOLDBACK</b> Material: Brass PU = 2	polished chrome polished brass satined brass satined nickel ant. brass matt	142010-22 -23 -24 -29 -70
	<b>HOLDBACK</b> Material: Brass PU = 2	polished chrome polished brass satined brass satined nickel ant. brass matt	142516-22 -23 -24 -29 -70
	<b>GATHERING HOOK</b> wall extension 100 mm Material: Brass PU = 10	polished brass satined brass white powder-coated satined nickel ant. brass matt	14210-23 -24 -28 -29 -70

# Gathering hook







151035-23



151090-29



25301-01

	ARTICLE	FINISH	ARTICLE NO.
	<b>GATHERING HOOK</b> wall extension 35 mm Material: Brass  PU = 10	polished brass satin nickel	151035-23 -29
	<b>GATHERING HOOK</b> wall extension 55 mm Material: Brass  PU = 10	polished brass satin nickel	151055-23 -29
	<b>GATHERING HOOK</b> wall extension 90 mm Material: Brass  PU = 10	polished brass satin nickel	151090-23 -29
	<b>CORD CLEAT</b> Material: Brass  PU = 100	barrelled brass, unlacquered barrelled nickel white powder-coated	25301-01 -02 -28

# Coat- and towel hooks + Rossete hooks



41203-23



1520-01



1540-22

	ARTICLE	FINISH	ARTICLE NO.
	<b>COAT- AND TOWEL HOOKS</b> Material: Brass  PU = 2	satined nickel	41410-29
	<b>FOLDING HOOK</b> Material: Brass  PU = 1	polished brass	41203-23
	<b>HOOK</b> Material: Brass  PU = 25	barrelled brass, unlacquered	1520-01
	<b>HOOK</b> Material: Brass  PU = 25	barrelled brass, unlacquered	1521-01
	<b>HOOK</b> Material: Brass  PU = 25	barrelled brass, unlacquered	1523-01
	<b>HOOK</b> with screw Material: Brass  PU = 25	polished chrome polished brass satined brass white powder-coated satined nickel	1540-22 -23 -24 -28 -29



# Rossete hooks



15035-29



44133-01











14403-28

	ARTICLE	FINISH	ARTICLE NO.
	<b>HOOK</b> with screw Material: Brass  PU = 25	polished chrome	1541-22
		polished brass	-23
		satined brass	-24
		white powder-coated	-28
		satined nickel	-29
	<b>ROSETTENHOOK</b> with screw Material: Brass  PU = 25	polished brass	15035-23
		satined nickel	-29
	<b>HOOK</b> with screw Material: Brass  PU = 25	barrelled brass, unlacquered	44133-01
	<b>HOOK</b> Material: Brass  PU = 25	barrelled brass, unlacquered	14403-01
		barrelled nickel	-02
		satined brass	-24
		white powder-coated	-28
		satined nickel	-29

# Draw rods



	ARTICLE	FINISH	ARTICLE NO.
	<b>DRAW ROD 100 cm</b> with handle Material: aluminium Shaft diameter (rod) 6 mm PU = 1	white matt silver matt black	19100-48 -108 -157
	<b>DRAW ROD 125 cm</b> with handle Material: Aluminium Shaft diameter (rod) 6 mm PU = 1	white matt silver matt black	19125-48 -108 -157
	<b>DRAW ROD 150 cm</b> with handle Material: Aluminium Shaft diameter (rod) 6 mm PU = 1	white matt silver matt black	19150-48 -108 -157
	<b>DRAW ROD 75 cm</b> with handle Material: Brass Shaft diameter (tube) 9 mm PU = 1	polished brass satined nickel	12075-23 -29
	<b>DRAW ROD 100 cm</b> with handle Material: Brass Shaft diameter (tube) 9 mm PU = 1	polished brass satined nickel	12100-23 -29
	<b>DRAW ROD 125 cm</b> with handle Material: Brass Shaft diameter (tube) 9 mm PU = 1	polished brass satined nickel	12125-23 -29
	<b>DRAW ROD 100 cm</b> Material: stainless steel Shaft diameter (rod) 5 mm  PU = 1	stainless steel	167100-116
	<b>DRAW ROD ACRYLIC 100 cm</b> with handle Material: stainless steel / aluminium / Brass + Acrylic Shaft diameter (rod) 10 mm PU = 1	aluminium / acrylic stainless steel / acrylic satined brass / acrylic satined nickel / acrylic white matt / acrylic ant. brass matt / acrylic matt black / acrylic brushed palladium / acrylic	168100-08 -16 -24 -29 -48 -70 -157 -850