

# FOREST DRAPERY HARDWARE

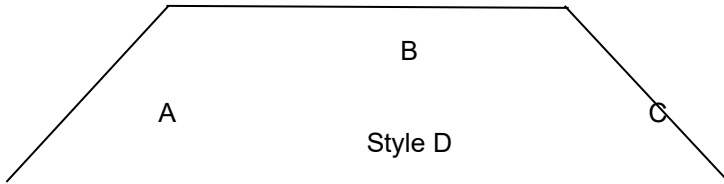

## BENDING STYLES

ALL MEASUREMENTS IN CM. PLEASE MARK OTHER BOXES WITH AN X

ALL Angles to be given in internal degrees

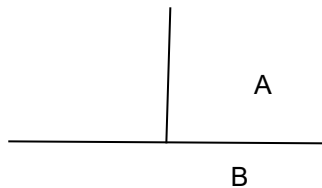
### BENDS:

PLEASE USE THIS SHEET IN CONJUNCTION WITH OUR TRACK ORDER FORM



No	Track Style	Wall Measure	Track Measure	Single Track	Double Track	<b>A</b>		<b>B</b>		<b>C</b>		<b>D</b>		<b>E</b>	Total Length
						Size	Angle	Size	Angle	Size	Angle	Size	Angle	Size	
A															
B															
C															
D															
E															
F															
G															
H															
I															
J															

### CURVING:



A template is required for all continuous curving except when **A** = 1/2 **B** i.e. half circle

Templates are best cut or marked out on a piece of old lining or plain fabric  
Please roll template to avoid creases which can alter the curve when laid out